



FESTOOL®

Product Catalog **2020**

Tools for the Toughest Demands



At Festool, we strive to understand what you demand out of a tool. We don't just manufacture professional power tools, we design, research, and develop our tools in the hands of tradespeople like you. We do this so that each and every single tool and product we make not only meets your needs, but surpasses your expectations about what a power tool can do.

Quality and reliability are integral to our entire manufacturing process. Many Festool power tools have already been in use for 30 years or more. Along with our focus on high-performance and longevity, we concentrate on ergonomics as well, so that you can work better with superior results.

In the following pages, you will see how every tool and accessory we manufacture is unmatched in quality, functionality and longevity. You will also discover how each product fits into our Festool system, which will help you maximize performance.

Get the most out of your catalog.

Download the Interactive version!



Scan It



Simply scan the QR code with your phone's camera to immediately view and download the catalog. Or visit festoolcanada.com/knowledge/catalog

Dust Extraction. Staying Clean & Efficient.

- 20 CT Dust Extractors
- 28 Hoses/Filters
- 30 Accessories
- 34 CT Cyclone

Vacuum Clamping. Simple and effortless work processes.

- 38 VAC SYS system

Multifunction Tables. Stable, reliable and mobile work station.

- 44 MFT tables
- 46 Mobile Workshop

Storage & Mobility. First impressions are everything and time is money.

- 50 Storage/Mobility

Sawing. Precision, accuracy and versatility.

- 58 Track Saws
- 68 Carpentry Saws
- 74 Sliding Compound Miter Saw
- 78 Jigsaws

Oscillating Multi-Tool. Limitless functionality and keyless system.

- 92 Cordless Oscillator

Routers. Uncompromised accuracy and control.

- 98 OF 1010
- 100 OF 1400
- 102 OF 2200
- 106 MFK 700
- 112 Router Tables

Edge Banding. Delivering a perfect edge.

- 118 Edge Bander

Joinery. Maximize the accuracy, speed, and ease of joinery.

- 124 DF 500
- 126 DF 700
- 128 Connectors & Tenons

Planer. Get the results you're looking for faster.

- 134 HL 850

Drills. The screwdriver is so yesterday!

- 140 Drywall Gun
- 142 Drills & Drivers
- 154 CENTROTEC Accessories

Lighting. See what you've been missing!

- 160 Inspection Light & SYSLITE® DUO
- 162 Work Lamp

Jobsite Radio & Bluetooth®. Keeping you connected in the shop or on the jobsite.

- 166 SYSROCK & Bluetooth Control/Modules/Batteries

Sanding. From aggressive to fine finish.

- 170 Rotex Sanders
- 174 Random Orbital Sanders
- 182 Finish Orbital Sanders
- 189 Detail Sander
- 190 Drywall Sanders
- 198 Abrasives
- 206 Hand Sanding

Polishing. Conquer the most demanding applications with ease.

- 212 Shinex

Mixer. Designed for maximum comfort and control.

- 218 MX 1200

Grinder. Built for the professional remodeler.

- 222 Renovation Grinder
- 224 Angle Grinder



Preparation

The execution of a well designed building requires attention to detail.

The preparation to reach that goal is achieved through a systematic approach.

The Festool system provides a solution that will deliver predictable results enabling you to meet the design intent.

Execution

Your KAPEX miter saw combined with the angle transfer device and crown stops provides a better method to execute the building process.



Bring your shop to the job site with the MW 1000, storage solutions and integrated work surfaces combined.

Let's not forget about the air you breathe, the CT Dust Extractors have you covered with full HEPA certification and maximum functionality.

Finish

In the building and remodeling industry we must get it right the first time.

Having the right tools to do the job is essential to achieving the desired results.

Festool products are designed for performance, giving you the assurance you need in a trusted partner.



Installation

Your tools should be durable and save you time.

With the auto-trigger mode engaged the DWC 18 will reduce fatigue and extend battery life.

Process

Productivity is key when working on the job site.



Combine the PLANEX LHS 225 drywall sander with the CT 36 AC for fast material removal while collecting dust at the source.



Finish

For those fine detailed applications Festool has the system for you.

Highly portable, the CT MIDI is compact and lightweight, yet has enough capacity for most jobsite tasks.

Festool sanders are designed to deliver results, better dust control, increased flexibility, and less fatigue.

Just starting out or adding a new work station, Festool can provide the total system approach for cabinetmaking, furniture building, or architectural woodworking to help you set the course for a successful operation.





Downtime is expensive. It can cripple your productivity, diminish customer confidence and adversely effect profitability.

Festool products are built to be used in the production environment. We are so confident in our quality and service that we offer a 30-day money back guarantee, 2-day turnaround on repairs, and a 1+2 year new tool warranty including wear and tear.

Festool is not only your trusted partner for power tools we also provide the saw blades, sandpaper, dust bags, and accessories that you need to efficiently and effectively operate your business.



Router

Like all of our products, Festool routers apply system integration to enhance their functionality



Dust Extraction & Anti-Static Hose

Anti-static design helps to eliminate dust particle build-up and errant shocks



Jason Bent




Kapex

The KAPEX remains the most advanced sliding compound miter saw available today, offering the capacity of a much larger saw in a portable, compact design.

Whether you are woodworking to relax or have turned your hobby into a full time business, Festool is here for you.

We have the tools you need to grow, expand your skills, and build confidence in the path you have chosen.



Sanders

Aggressive material removal to fine detail sanding.



TS 55 & Guide Rail

Do more with less.
Less equipment,
less space, and
less time with the
Festool System.




Maximize storage and organization

Build your storage
to suit your needs
with the extensive
selection of
Festool Systainers.

Domino & VAC SYS

Simplify the clamping process when it's time to machine parts in a vertical position by using the VAC SYS. The flexibility of the 360° rotation and adjustable 90° tilt will accommodate a variety of scenarios.





The Festool Domino remains the world class solution, revolutionizing the joining process.

Built on the innovation of the Domino tenon the Domino connector system allows you to connect frames to legs, cabinet panels, large table tops, and other large joints and pieces, and easily disconnect and reconstruct as needed.





Sanding

Sometimes it's tough to find the right sander for the right application.

Festool has gone to great lengths to design sanders, accessories, and abrasives that work seamlessly as a system, resulting in nearly dust-free operation.

Getting started with the Festool System.



Fine Woodworking Shop

- CT 26 E Dust Extractor (574930)
- Workshop Cleaning Kit (203409)
- Work Center WCR 1000 (497471)
- Storage Systainer & Sortainers
- (2) MFT/3 Basic tables (500608)
- TS 55 REQ Plus FS Track Saw (575388)
- Guide Rail Accessory Kit FS-SYS/2 (497657)
- Parallel Guide Set (203160)
- MFT/3 Crosscut Table (495315)
- KAPEX KS 120 EB Miter Saw (561287)
- KAPEX UG Set Saw Stand (201179)
- CARVEX PSC 420 EB Li 18V Jigsaw (575685)
- CARVEX Accessory Kit (201186)
- OF 1400 EQ Router (574692)
- Guide Rail FS 1400/2-LR 32 (496939)
- Hole Drilling Set LR 32-SYS (584100)
- Module Edge Router MFK 700 EQ-Set (574368)
- Edge Bander CONTURO KA 65 Set (574616)
- DOMINO Joiner DF 500 Q-Set (574432)
- DF 500 Q Tenon Assortment (498899)
- Domino connector range KVSYS D8 (203170)
- CXS Cordless Drill Set (564535)
- C 18 Cordless Drill Set (575674)
- Rotex RO 150 FEQ Sander (575074)
- ETS EC 150/5 EQ Sander (575051)
- VAC SYS System Set (203149)
- SYS Accessory Set (495294)
- Abrasives, Blades, Bits



Woodworking Jobsite

- CT 26 E Dust Extractor (574930)
- Mobile Workshop MW 1000 Set (203802)
- MFT/3 Crosscut Table (495315)
- HKC 55 EB Set + FSK 420 (575737)
- TSC 55 REQ Plus FS Track Saw (575690)
- KAPEX KS 120 EB Miter Saw (561287)
- KAPEX UG Set Saw Stand (201179)
- CARVEX PSC 420 EB Li 18V Jigsaw (575685)
- CARVEX Accessory Kit (201186)
- OF 1400 EQ Router (574692)
- DOMINO Joiner DF 500 Q-Set (574432)
- T 18 Cordless Drill Set (575695)
- PDC Cordless Drill Set (575756)
- Cordless Oscillator OSC 18 3.1 EI Set (574855)
- Rotex RO 150 FEQ Sander (575074)
- Rotex RO 90 FEQ Sander (571823)
- ETS EC 150/5 EQ Sander (575051)



Enthusiast

CT 26 E Dust Extractor (574930)
Universal Cleaning Set (203435)
Work Center WCR 1000 (497471)
Storage Systainer & Sortainers
MFT/3 Basic tables (500608)
Mobile Workshop MW 1000 Set (203802)
TS 55 REQ Plus FS Track Saw (575388)
Guide Rail Accessory Kit FS-SYS/2 (497657)
Parallel Guide Set (203160)
MFT/3 Crosscut Table (495315)
KAPEX KS 120 EB Miter Saw (561287)
KAPEX UG Set Saw Stand (201179)
CARVEX PSC 420 EB Li 18V Jigsaw (575685)
CARVEX Accessory Kit (201186)
OF 1400 EQ Router (574692)
Guide Rail FS 1400/2-LR 32 (496939)
Hole Drilling Set LR 32-SYS (584100)
Module Edge Router MFK 700 EQ-Set (574368)
DOMINO Joiner DF 500 Q-Set (574432)
DF 500 Q Tenon Assortment (498899)
Domino connector range KVSYS D8 (203170)
CXS Cordless Drill Set (564535)
C 18 Cordless Drill Set (575674)
Rotex RO 150 FEQ Sander (575074)
ETS EC 150/5 EQ Sander (575051)
VAC SYS System Set (203149)
SYS Accessory Set (495294)
Abrasives, Blades, Bits

Paint & Drywall

CT MIDI I HEPA Dust Extractor (574837)
ETS EC 125/3 EQ Sander (571897)
Rotex RO 90 FEQ Sander (571823)
SELF CLEAN Filter Bag
SC-FIS-CT MINI/MIDI-1/5/CT 15 (204308)
Drywall Sander PLANEX LHS-E 225 EQ (571935)
CT 36 E AC (574933)
Cordless Screw Gun DURADRIVE
DWC 18-4500 Li 3.1 Compact (575757)
Disposable Dust Liners ENS-CT 36 AC/5 (496215)
Blast Gate VS-CT AC/SRM45 PLANEX (496215)
Main Filter HEPA-HF-CT 26/36/48 (498994)
Assortment Abrasive Systainer / RO 90 (576677)
Assortment Abrasive Systainer / ETS EC 125 (576676)
Planex Abrasive Saphir P36, 25pack (495175)
Planex Abrasive Granat P80, 25pack (499636)
Planex Abrasive Granat P120, 25pack (499638)
Planex Abrasive Granat P150, 25pack (499639)
Systainer Sys 4 TL / Planex Abrasives (497566)



Buy with confidence.

Festool's Service is tailored to the demands of your daily work.

1+2 Years of Warranty All-Inclusive including wear and tear and free repair shipping.*

2-Day Standard Repair Turnaround Time.

1-Month Satisfaction Guarantee.



Warranty all-inclusive.

Comprehensive warranty covering wear and tear and free shipping:

1 Year included with your tool purchase.

2 Years additional, if you register your tool at festoolcanada.com/myfestool

10-Year spare parts availability guarantees long-term support.

1-Month money back guarantee is the best way to test our promise.

Not convinced in 30 days then simply get your money back.

Tools repaired by Festool experts.

2-Day standard repair turnaround time - includes a full analysis and repair.

The tool is returned to you repaired, cleaned, tested and ready to use.

*Festool 1+2 warranty all-inclusive: get a total of three years of our comprehensive warranty coverage including wear and tear and free shipping. One year included with the purchase of any Festool tool. Two additional years for free if you register your tool within 30 days after date of purchase. For the full terms of the warranty please visit festoolcanada.com/service.



Dedicated service line.

Factory trained service professionals are available for troubleshooting and product questions at 855-784-9727.



Online support just a click away.

24/7 online service hub to access your tool information, spare part catalogs, product manuals and repair forms.

A comprehensive library of how-to-videos are available online at festool.tv anytime.


Enjoy all the benefits and create your free account today at festoolcanada.com/myfestool

Register Now!





Relaunching Summer 2020





Dust Extraction. Staying Clean & Efficient.

Festool's Dust Extraction is the heart of the system. Allowing quicker cleanup, creates smoother finishes, extends the life of your tools, and helps protect the air you breathe.



Scan to see more
on these products



Best selection in Dust Extraction.
Lightweight and portable for smaller
and basic level jobs.

CERTIFIED FULL UNIT
HEPA
DUST EXTRACTORS



Compare all
dust extractors



CT SYS 1.2 gal capacity
575280

- Ideal for touch up and punch list work on job sites.
- Compact & lightweight for quick mobility.
- Connects easily to the Systainer system.



CT 15 E 3.96 gal capacity
574831

- Ideal for cleaning on construction sites, production shop, or home workshop.
- Provide dust collection for each trades person on the job site.
- Compact size without compromise.



Highly portable

Generously-sized casters plus an ergonomic center handle, positioned for comfortable lifting and carrying, deliver a truly mobile solution.



CT SYS
575280

Standard package includes	
Anti-Static Suction Hose	1-1/16" x 9.8' (27 mm x 3.0 m)
Filters	HEPA (1 piece)
Disposable Filter Bag	1 piece
Container Capacity	1.2 gal (4.5 liters)
Filter Bag Capacity	0.9 gal (3.5 liters)
Specifications	
Power consumption	1,000 watt
Dimensions (L x W x H)	15-1/2" x 11-5/8" x 10-5/8" (396 mm x 296 mm x 270 mm)
Max. Suction Capacity	106 CFM (3,000 l/min)
Weight	15.21 lbs (6.9 kg)



CT 15 E
574831

Standard package includes	
Non-Antistatic Suction Hose	1-1/16" x 11.5' (27 mm x 3.5 m)
Disposable Filter Bag	1 piece
Container Capacity	3.96 gal (15 liters)
Crevice Nozzle	1 piece
Upholstery Tool	1 piece
Specifications	
Power consumption	350 - 1,200 watt
Dimensions (L x W x H)	18-1/2" x 12-19/32" x 17-1/8" (457 mm x 320 mm x 435)
Max. Suction Capacity	130 CFM
Weight	23.8 lbs (10.8 kg)

Metric dimensions binding.

Best selection in Dust Extraction for all available features and medium capacity.

CERTIFIED FULL UNIT
HEPA
DUST EXTRACTORS



CT MINI I 2.6 gal capacity
574845



CT MIDI I 4 gal capacity
574837

- Compact, low weight and robust chasis to easily move and store.
- *Integrated Bluetooth® technology to remotely start and stop dust extraction.
- Optimum suction with tool-free, external filter change and manual cleaning feature.
- Match the container capacity to the application for optimum efficiency.

*(When used with optional Bluetooth® Remote Control CT-F I, or Bluetooth® Battery Pack. See page 163)

Set your job up faster with our mobile solutions.

Video of features



Internal hose garage

Remote-start & Tool-triggered operation using the built in Bluetooth® technology*

Robust touch control interface

Integrated blowing function

Compact & mobile

SYSTAINER docking station

Manual filter cleaning



Quick change HEPA filter



Cleaning functions

Improve filtration performance and maintain optimum suction with the manual filter cleaning and tool-free filter change.

CT MINI I

574845



Standard package includes	
Anti-Static Suction Hose	1-1/16" x 11.5' (27 mm x 3.5 m)
Filters	HEPA (1 piece)
Disposable Filter Bag	1 piece
Container Capacity	2.6 gal (10 liters)
Filter Bag Capacity	2 gal (7.5 liters)
Specifications	
Power consumption	400 – 1,200 watt
Dimensions (L x W x H)	18.5" x 12-19/32" x 17-29/32" (470 mm x 320 mm x 455 mm)
Max. Suction Capacity	130 CFM (3,700 l/min)
Weight	24.25 lbs (11 kg)

CT MIDI I

574837



Standard package includes	
Anti-Static Suction Hose	1-1/16" x 11.5' (27 mm x 3.5 m)
Filters	HEPA (1 piece)
Disposable Filter Bag	1 piece
Container Capacity	4 gal (15 liters)
Filter Bag Capacity	3.3 gal (12.5 liters)
Specifications	
Power consumption	400 – 1,200 watt
Dimensions (L x W x H)	18-1/2" x 12-19/32" x 19.5" (470 mm x 320 mm x 495 mm)
Max. Suction Capacity	130 CFM (3,700 l/min)
Weight	24.91 lbs (11.3 kg)

Metric dimensions binding.

Best selection in Dust Extraction for high capacity on any jobsite or workshop.

CERTIFIED FULL UNIT
HEPA
DUST EXTRACTORS



Testimonial

“Dust-free
worksite is key.”

Paint Track



CT 26 E 6.9 gal capacity
574930

CT 36 E 9.5 gal capacity
574935

CT 48 E 12.7 gal capacity
574938

- Large container capacity for any jobsite or in the workshop.
- *Can be individually retrofitted with Bluetooth® module for remote starting.
- High-performance turbine for the right suction power.
- Equipped with swiveling caster wheels and large rear wheels for optimum mobility.

*(When used with optional Bluetooth® Remote Control CT-F I, or Bluetooth® Battery Pack. See page 163)




Festool’s Dust Extraction is the heart of the system.



Hose garage and cord wrap
Providing greater tidiness and safety when stowed or transported to the jobsite.


Video of features






CT 26 E
574930

Standard package includes	
Anti-Static Suction Hose	1-1/16" x 11.5' (27 mm x 3.5 m)
Filters	HEPA (1 piece)
Disposable Filter Bag	1 piece
Container Capacity	6.9 gal (26 liters)
Filter Bag Capacity	6.3 gal (24 liters)
Specifications	
Power consumption	350 – 1,200 watt
Dimensions (L x W x H)	25" x 14" x 22" (630 mm x 365 mm x 540 mm)
Max. Suction Capacity	137 CFM (3,900 l/min)
Weight	28.7 lbs (13 kg)



CT 36 E
574935

Standard package includes	
Anti-Static Suction Hose	1-1/16" x 11.5' (27 mm x 3.5 m)
Filters	HEPA (1 piece)
Disposable Filter Bag	1 piece
Container Capacity	9.5 gal (36 liters)
Filter Bag Capacity	8.9 gal (34 liters)
Specifications	
Power consumption	350 – 1,200 watt
Dimensions (L x W x H)	25" x 14-3/8" x 23-1/2" (630 mm x 365 mm x 596 mm)
Max. Suction Capacity	137 CFM (3,900 l/min)
Weight	31.8 lbs (14.4 kg)




CT 48 E
574938

Standard package includes	
Anti-Static Suction Hose	1-1/16" x 11.5' (27 mm x 3.5 m)
Filters	HEPA (1 piece)
Disposable Filter Bag	1 piece
Container Capacity	12.7 gal (48 liters)
Filter Bag Capacity	12.2 gal (46 liters)
Specifications	
Power consumption	350 – 1,200 watt
Dimensions (L x W x H)	28.1" x 15.4" x 26-3/4" (715 mm x 392 mm x 680 mm)
Max. Suction Capacity	137 CFM (3,900 l/min)
Weight	35.9 lbs (16.3 kg)

Metric dimensions binding.

Best selection in
Dust Extraction
for high levels
of fine dust
and debris.

Testimonial



CT 36 E AC 9.5 gal capacity
574933

- Automatic filter cleaning and automatic-start, for high-volume, fine dust capture.
- High-performance turbine for the right suction power.
- *Can be individually retrofitted with Bluetooth® module for remote starting.

*(When used with optional Bluetooth® Remote Control CT-F I, or Bluetooth® Battery Pack. See page 163)



Standard package includes

Anti-Static Suction Hose	1-7/16" x 11.5' (36 mm x 3.5 m)
Filters	HEPA (1 piece)
Disposable Filter Bag	1 piece
Container Capacity	9.5 gal (36 liters)
Filter Bag Capacity	9.5 gal (36 liters)

Specifications

Power consumption	350 – 1,200 watt
Dimensions (L x W x H)	25" x 14-3/8" x 23-1/2" (630 mm x 365 mm x 596 mm)
Max. Suction Capacity	137 CFM (3,900 l/min)
Weight	33.51 lbs (15.2 kg)

Metric dimensions binding.



Keep a clean jobsite to lead to more referrals.

See page 192 for more on the Drywall Set.



Blast Gate
For CT 36 AC and PLANEX drywall sander.
497926

Create a seal to assist with a manual “superclean” of the internal filter, or to prevent dust from escaping during transport.



Connecting sleeve D 36 DM-AS-LHS 225
For D36 hose and PLANEX drywall sander
495013



CT Wings
500312
Wings can be adjusted for various thicknesses up to two inches. Attaches to standard dust extractor hose. Supports up to 6.6 pounds of weight.










Anti-Static Hoses: Anti-static design helps to eliminate dust particle buildup on the hose exterior, also preventing clogging and errant shocks. Includes rotating connector (extractor end) and reducing sleeve (tool end).







Non-Antistatic Hoses: Hose is designed for use with non-antistatic equipment such as nozzles and extension tubes. Each hose features a rotating connector (extractor end) and reducing sleeve (tool end). (50 mm hose includes two (2) rotating connector pieces)

Sleeved Anti-Static Hoses: Integrated external sleeve protects the work surface and edges of material being machined as well as allows the hose to freely move over edges. Equipped with integrated Plug-It cords, these tapered hoses are compatible with most Plug-It equipped tools. Hoses are tapered for greater flexibility and airflow.



Anti-Static Hoses

	Suction hose D 27x3.0m-AS-90°/CT For the CT SYS	201665
	Suction hose D 27/32x3.5m-AS-90°/CT For CT MINI and CT MIDI units manufactured prior to 2019	500680
	Suction hose D 27/32x3.5m-AS/CTR For the CT 26 / CT 36 / CT 48 and CT MINI/CT MIDI units manufactured from 2019 onwards	204921
	Suction hose D 27/32x5.0m-AS/CTR For the CT 26 / CT 36 / CT 48 and CT MINI/CT MIDI units manufactured from 2019 onwards	204922
	Suction hose D 36x3.5m-AS/CTR For the CT 26 / CT 36 / CT 48	204924
	Suction hose D 36x5.0m-AS/CTR For the CT 26 / CT 36 / CT 48	204925
	Suction hose D 36x7.0m-AS/CTR For the CT 26 / CT 36 / CT 48	204926

Non-Antistatic Hoses

	Suction hose D 27/32x3,5m For the CT 15	205201
	Suction hose D 27x3,5m/CT For the CT 26 / CT 36 / CT 48	452877
	Suction hose D 27x5m/CT For the CT 26 / CT 36 / CT 48	452879
	Suction hose D 36x3,5m/CT For the CT 26 / CT 36 / CT 48	452881
	Suction hose D 36x5m/CT For the CT 26 / CT 36 / CT 48	452883
	Suction hose D 36x7m/CT For the CT 26 / CT 36 / CT 48	452885















Sleeved Anti-Static Hoses

	Suction hose D27/22x5m-AS-GQ/CT 7/22X5M-AS-GQ/CT USA	201761
	Suction hose D 32/22x10m-AS-GQ/CT HOSE W/SLEEVE10M BOX	201778

Filter Elements & Bags





HEPA filters: Capture 99.99% of all particulate matter down to .3 microns. The best way to minimize the effects of dust created during fabrication is to use tools that are designed with dust extraction in mind. When partnered with a good dust extractor with proper filtration, you will be able to eliminate the majority of the dust created at the source before it is ever released into your environment.

Filter Bag captures and contains dust and debris for easy and clean disposal. Collapsible bag design eliminates dust cake between cycles, delivering full and sustained suction force and longer bag life.

Main Filter Elements		
	Main Filter HEPA - CT SYS	200340
	Main Filter - CT SYS	500558
	Main Filter HEPA - CT MINI / CT MIDI For CT MINI and CT MIDI units manufactured prior to 2019	496752
	Main Filter HEPA - CT MINI/CT MIDI-2 / CT 15 For CT MINI and CT MIDI units manufactured from 2019 onwards as well as CT 15	204201
	Main Filter HEPA - CT 26 / 36 / 48	498994
	Main Filter - CT 26 / 36 / 48	496170
	Main Filter - CT 36 E AC	203759
Wet Filter Elements		
	Wet Filter - CT MINI / CT MIDI For CT MINI and CT MIDI units manufactured prior to 2019	456805
	Wet Filter - CT MINI/CT MIDI-2 / CT 15 For CT MINI and CT MIDI units manufactured from 2019 onwards as well as CT 15	204202
	Wet Filter - CT 26 / 36 / 48	496169
Filter Bags		
	SELFCLEAN Filter Bag - CT SYS	500438
	SELFCLEAN Filter Bag - CT 26	496187
	SELFCLEAN Filter Bag - CT 36	496186
	SELFCLEAN Filter Bag - CT 48	497539
	SELFCLEAN Filter Bag - CT MINI For CT MINI units manufactured prior to 2019	498410
	SELFCLEAN Filter Bag - CT MIDI For CT MIDI units manufactured prior to 2019	498411
	SELFCLEAN Filter Bag - CT MINI/CT MIDI-2 / CT 15 For CT MINI and CT MIDI units manufactured from 2019 onwards as well as CT 15	204308

Rotating Connector (replacement)



Durable connection points for extractor end of hoses. Black-colored connectors are for use with anti-static hoses and the gray-colored connectors are for use with non-antistatic hoses.




Anti-static Rotating Connectors - replacements		
	Rotating Connector D 27 DAG-AS Anti-static¹ version for D 27 mm suction hose.	452892
	Rotating Connector D 32/37 DAG-AS/CT Anti-static¹ version for D 36 mm suction hose.	204919
	Rotating Connector D 36 DAG-AS/CT Anti-static¹ version for D 36 mm suction hose.	204920
	Rotating Connector D 50 DAG-AS Anti-static¹ version for D 50 mm suction hose.	452896




¹Anti-static versions are only effective when used with anti-static design (Festool's CT series) Dust Extractors.

Reducing Sleeves (replacement)



For tool end of hoses or use with cleaning sets, tubes, nozzles and brushes.

Anti-static Angle Adapters		
	Angle Adapter D 27 DAG90-AS/CT Elbow hose end for connection in CT MIDI or CT MINI. (For use with 452 878 or 452 877)	202505
	Angle Adapter D 32/27 DAG/90°-AS/CT Elbow hose end for connection in CT MIDI or CT MINI. (For use with 499 742)	500673





Anti-static Reducing Sleeves		
	Reducing sleeve D 27/22 DM-AS/CT D27 mm Anti-Static suction hose reducing sleeve. Tool end of extraction hose for 27 mm hose.	500668
	Reducing sleeve D 27 DM-AS/CT D27 mm Anti-Static suction hose reducing sleeve. Tool end of extraction hose for 27 mm hose.	202346
	Reducing sleeve D 36 DM-AS/CT D36 mm Anti-Static suction hose reducing sleeve. Tool end of extraction hose for 36 mm hose.	500670

Anti-static Connectors		
	Connector sleeve D 50/D 50 VM-AS Connects suction hoses D 50 mm/D 36 mm/D 27 mm. Connects Rotating Connector (extractor ends) together. Tapered fit.	493047
	Suction Adapter D 50/D 36 For reducing from 50 mm to 36 mm hose or when connecting 36 mm to 27 mm hose.	452897
	Antistatic Y-Adapter D 50 SV-AS/D 50 V Connects two suction hoses to the Dust Extractor. Includes blanking plug to cap off unused inlet.	452898

CT Dust Extractor - Handles

	Handle SB-CT MINI/MIDI-2/CT15	204310
	For CT MINI and CT MIDI units manufactured from 2019 onwards as well as CT 15 Convenient transportation of mobile dust extractors.	
	Handle SB-CT 26/36	495802
	For CT 26/36 Convenient transportation of mobile dust extractors.	
	Handle SB-CT 48	497295
	For CT 48 Convenient transportation of mobile dust extractors.	

Other Accessories

	Blast Gate	497926
	For CT 36 AC and PLANEX drywall sander.	
	Connecting sleeve D 36 DM-AS-LHS 225	495013
	For D36 hose and PLANEX drywall sander	
	CT Wings	500312
	Wings can be adjusted for various thicknesses up to two inches. Attaches to standard dust extractor hose. Supports up to 6.6 pounds of weight.	
	Tool Holder WHR-CT	496122
	For CT 26/36 Galvanized steel tool holder for sanders	



Cleaning Sets



Compact Cleaning Set 203430
For the CT SYS / CT MINI / MIDI / 15 / 26 / 36 / 48
Compact and lightweight set for quick cleanup
on jobsites and in workshops. SYSTAINER 1



Universal Cleaning Set 203435
For the CT 26 / 36 / 48 / 36AC
General purpose, all-plastic cleaning set for
jobsite or workshop cleaning tasks. SYSTAINER 5



Workshop Cleaning Set 203409
For the CT 26 / 36 / 48 / 36AC
Rugged stainless-steel set is built for durability and
equipped to be the ideal solution for commercial
shops or industrial settings. SYSTAINER 5



Tradesman / Installer Cleaning Set 203408
For the CT 26 / 36 / 48 / 36AC
Rugged stainless-steel set is built for durability
and equipped to be the ideal solution for both
residential and commercial jobsites. SYSTAINER 5



Industrial Cleaning Set 454770
For the CT 26 / 36 / 48
An ideal solution for commercial settings with larger
debris and heavier cleanup needs.

Cleaning Accessories - Tubes		
	Dust Extractor Tube D 36 HR-K AS Polypropylene (with air-regulating slide to adjust suction power) - Connects tubes to extraction hose for comfortable grip. Rigid, lightweight, and crack-resistant.	203129
	Extension Tube D 36 VR-M 3x Stainless Steel - Resists corrosion and is long-lasting. Works with 27 and 36 mm hoses. 37-1/2" (950 mm) D 36 mm. [3 pieces]	452902
	Extension Tube D 36 VR-K AS 3x Non-Antistatic Polypropylene - Rigid, lightweight and crack-resistant. 37-1/2" (950 mm) D 36 mm. [3 pieces]	203137
	Extension Tube D 50 VR-M One-Piece Anodized Aluminum - Large-diameter tube for large cleanup chores for use with 50 mm diameter hoses and accessories. 43-1/2" (1,100 mm) D 50 mm. [1 piece]	447599
	Extension Tube D 50 VR-K 2x Non-Antistatic Plastic - 38" (970 mm) D 50 mm [2 pieces]	440412
Cleaning Accessories - Brushes		
	Floor Nozzle D 36 BD 370 D 36 Aluminum Industrial Floor Nozzle - Heavy-duty industrial design. Width 14-5/8" (370 mm); 2 casters, 2 brush inserts.	452908
	Floor Nozzle D 36 BD 300 D 36 Standard Polypropylene Floor Nozzle - Width 11-13/16" (300 mm). 2 casters, 2 brush inserts.	452907
	Floor Nozzle D 36 BD 270 4-piece, plastic. With 3 replaceable inserts (brushes, rubber lips, carpet)	452906
	Plastic Multipurpose Floor Nozzle D 36 Dual-position brush height adjustment adjusts from carpet to smooth floor surfaces.	203797
	Floor Nozzle D 50 BD 450 D 50 Large Aluminum Industrial Floor Nozzle - High-quality industrial design. Width 17-11/16" (450 mm); 2 casters, 2 brush inserts.	452910
	Suction Brush D 36 SP Dia. 2-13/16" (70 mm). Accepts D 27 mm and D 36 mm hoses and tubes.	440404
	Upholstery Brush D 36 PD Width 4-11/16" (120 mm). Accepts D 27 mm and D 36 mm hoses and tubes.	500592
	Crevice Nozzle D 36 FD-300 Length 14-5/8" (370 mm). Accepts D 27 mm and D 36 mm hoses and tubes.	452904
	Crevice Nozzle D 36 FD-150 Length 6" (150 mm). Accepts D 27 mm and D 36 mm hoses and tubes. Included with CT SYS.	500593
	Crevice Nozzle D 50 FD Length 14-5/8" (370 mm). For use with 50 mm hose and tubes.	452912
	Cleaning Accessory Set D 27 / D 36 D-RS Includes Crevice Nozzle [452 904], Upholstery Brush [440 406] and Suction Brush [440 404].	492392

The
CT CYCLONE
is the simplest
answer for
increasing
efficiency.



CT CYCLONE 5.3 gal capacity
Pre-Separator CT-VA-20

204083

For CT 26 E | CT 36 E | CT 36 E AC | CT 48 E

- Fits securely within the Festool SYSTAINER modular storage system — allowing for easy storage and transportation.
- Reduces how often you need to replace filter bags and filters.



Standard package includes

Cyclone Systainer

VAB - 20 Collection Container

Systainer Collection Pan

Connecting Hose

Disposal Bag

Container Lid

Specifications

Dimensions (L x W x H)	15-5/8" x 11-4/8" x 14" (395 mm x 295 mm x 515 mm)
---------------------------	--

Max. Container Capacity	5.3 gal (20 liters)
----------------------------	---------------------

Weight	15.4 lbs (7 kg)
--------	-----------------

Metric dimensions binding.



Minimize the lifetime cost of ownership by separating and collecting large debris and coarse dust before it reaches your CT Dust Extractor.

TIPS & TRICKS



Saving you both time and money.

The CT CYCLONE reduces how often you need to replace filter bags and filters. Allowing for easy storage and transportation by fitting securely within the Festool SYSTAINER modular storage system.

*Consult festoolcanada.com/osha for applications and details.

** Anti-static system is effective only when used with anti-static design (Festool's CT series) Dust Extractors.

Cyclone Systainer

Hose Connector
CT-VA to CT Dust Extractor

Collection Container

Hose Connector
CT-VA to tool

Systainer Pan



CT CYCLONE - Accessories & Consumables



Collection container VAB-20/1
1 piece

204294



Collection container VAB-20/3
3 pieces

204295



Disposable Dust Liner
10 pieces

204296



Vacuum Clamping. **Simple and effortless work processes.**

Effectively clamp material or a workpiece for effortless machining and finishing while protecting delicate surfaces from clamp damage. Each clamping module is equipped with a suction base that adheres to non-porous surfaces with a quick release valve, and can adapt to many surface sizes based on interchangeable vacuum cups.



Scan to see more
on these products



The VAC SYS vacuum clamping system supports and manipulates material with ease.



Scan to
see more



VAC SYS SE 1

201065



VAC SYS SE 2

580062

- With proven vacuum-based suction clamping, the VAC SYS provides a highly effective and ergonomic work platform for nearly any project.
- Effectively clamp material or a workpiece for effortless machining and finishing while protecting delicate surfaces from clamp damage.
- Each Clamping Module (available separately or with the VAC PMP), is equipped with a suction base that adheres to non-porous surfaces with a quick release valve, and can adapt to many surface sizes based on interchangeable Vacuum Pods (available separately).



Improve work processes

Easily reduce set-up time with simple and effortless clamping that allows for full surface access.



VAC PMP Vacuum Pump

201064

- Equipped with a resilient pump and induction motor.
- Continuous suction performance for the most demanding clamping applications.
- Designed for use with Clamping Modules.
- Efficient and quiet with a 55 decibel (dBA) rating.
- Compact format to fit under nearly any bench or work area.
- Set-ups are fast and easy with the tool-free air connection point.

VAC PMP Specifications	
Pressure	150 mbar
Pump Capacity	2.06 CFM (3.5 m3/h)
Power Consumption	120 watts / 1 amp, 120 V AC
Noise (Sound Level)	55 dBA
Motor Speed	3,300 RPM
Pump Speed	3,600 RPM
Ambient Temperature Range	41° F - 104° F (5° - 40° C)
Ambient Pressure	Atmospheric Pressure
Weight	20.4 lbs (9.25 kg)

Metric dimensions binding.



Jason Bent



VAC SYS System

203148

VAC SYS consists of VAC PMP [201 064], VAC SYS SE1 Clamping Module [201 065] and Foot Valve [201 065].



VAC SYS System Set

203149

Combining the VAC SYS System with the additional Clamping Module SE 2.
This set consists of VAC SYS System (203148) and VAC SYS SE2 Clamping Module (580062)



Protect material surfaces

Vacuum based clamping with soft Vacuum cups provides non-marring clamping which protects the workpiece and helps to reduce re-work.



SYS Accessory Set

495294

Set includes three Vacuum Cups (580 066, 580 064, 580 065) not included with Clamping Modules. In SYSTAINER SYS 3.



580067

VAC SYS VT D 215

Maximum Dimensions 39-5/16" x 39-5/16" (1.0 m x 1.0 m)

Maximum Weight 66.1 lbs (30 kg)

Holding Force 90° (Vertical) 121.2 lbs (55 kg)

Holding Force 0° (Horizontal) 198.4 lbs (90 kg)



580066

VAC SYS VT 275 x 100

Maximum Dimensions 47-1/4" x 15-11/16" (1.2 m x 0.4 m)

Maximum Weight 44.0 lbs (20 kg)

Holding Force 90° (Vertical) 77.1 lbs (35 kg)

Holding Force 0° (Horizontal) 116.8 lbs (53 kg)



580064

VAC SYS VT 200 x 60

Maximum Dimensions 31-1/2" x 7-15/16" (0.8 m x 0.2 m)

Maximum Weight 22.0 lbs (10 kg)

Holding Force 90° (Vertical) 48.5 lbs (22 kg)

Holding Force 0° (Horizontal) 66.1 lbs (30 kg)



580065

VAC SYS VT 277 x 32

Maximum Dimensions 47-1/4" x 3-5/16" (1.2 m x 0.08 m)

Maximum Weight 17.6 lbs (8 kg)

Holding Force 90° (Vertical) 46.2 lbs (21 kg)

Holding Force 0° (Horizontal) 59.5 lbs (27 kg)

Metric dimensions binding.

Multifunction Tables.

Stable, reliable and mobile work surface.

The Festool Multifunction Table (MFT) is a versatile, sturdy platform for quick projects or a long day's work. Our MFT's allow fast setup, quick and secure clamping, plus easy compatibility with our Festool system.





Scan to see more
on these products



Multifuction Tables

allow for quick set up and unlimited clamping options.



MFT/3

495315
Guide Rail Supports (2x), Angle Unit (protector head), Fence Rail, Fence Rail Clamp, Adjustable Stop, Guide Rail FS/2 1080 (42").

Specifications	
Table dimensions	45" x 30" (1,157 x 773 mm)
Table height, legs folded away	7" (180mm)
Table height, legs unfolded	35" (900mm)
Max. workpiece thickness	3-1/16" (78 mm)
Max. workpiece width	27-9/16" (700 mm)
Load Capacity	264.56 lbs (120 kg)
Weight	61.73 lbs (28 kg)

Metric dimensions binding.

MFT/3 Basic

500608

Specifications	
Table dimensions	45" x 30" (1,157 x 773 mm)
Table height, legs folded away	7" (180mm)
Table height, legs unfolded	35" (900mm)
Max. workpiece thickness	3-1/16" (78 mm)
Max. workpiece width	27-9/16" (700 mm)
Load Capacity	264.56 lbs (120 kg)
Weight	61.73 lbs (28 kg)

Portable


At only 42 lbs, it is easy to store and transport. Stowaway folding legs enable two distinct working positions—full height or near the floor.



Overview of applications for MFT and clamps

Grid-hole pattern

Uniform hole pattern provides the basis for secure clamping, so you spend less time trying to get a grip on tricky workpieces.



MFT/3-MINI

495465

Though this basic, shorter version of the MFT/3 was engineered especially for use with the KAPEX miter saw, it delivers the full versatility and features of the Festool Multifunction Table System.

Specifications

Table dimensions	34" x 23" (869 x 581 mm)
Min. working height with foldaway legs	7" (180mm)
Working height with legs	31" (900mm)
Load Capacity	264.56 lbs (120 kg)
Weight	41.89 lbs (19 kg)

Metric dimensions binding.



MFT Accessories

Clamping Elements (2 pieces)

488030

Clamp material from the edges or sides using the grid-hole pattern. Works with square-, round-, or irregular-shaped material.



Quick Clamp (1 piece)

491594

Ratcheting mechanism provides easy locking, a secure grip on material, and a quick release. Fits into the bottom T-slot of FS Guide Rails for limitless positioning and secure cutting



Screw Clamps (2 pieces)

Traditional screw clamp design features T-style head for use in the continuous T-slot of the Guide Rails to securely clamp to material.

Clamping thickness 4-11/16" (120 mm)

489570

Clamping thickness 11-13/16" (300 mm)

489571



Cross Members (2 pieces)

495502

Attach to MFT legs and frame for additional stabilization.



The MW100
Mobile Workshop
**provides
effortless
transportation
and turns any
jobsite into your
workshop.**



**Mobile Workshop
MW 1000 Basic**

203454



**Mobile Workshop
MW 1000 Set**

203802

- Combines worktops and storage while being customizable to your unique needs.
- Save time by transporting your tools and worktop in a single unit.
- Compact dimensions for effortless setup and breakdown.
- Stable worktop comprising perforated top and aluminum profile offers flexible clamping and attachment options.
- Easy to transport up and down steps due to the large, rubber-lined, shock-resistant wheels.

The workshop that you can transport, set up, and breakdown in a flash on any jobsite.



Scan to see more features



13 Oaks Woodshop



Portable

Effortless transportation between workshop, vehicle, and jobsite. Thanks to its low weight, compact dimensions, and ability to maneuver stairs, you are immediately ready for on-site use – without time-consuming setup.

MW100 Accessories



Pull-out drawer SYS-AZ-MW 1000

203456

For MW 1000 mobile workshop.
Tool-free attachment and customized height adjustment.



Extension Table TSB/1-MW 1000

203457

For MW 1000 mobile workshop and MFT 3.
Extended work space; aluminium profile and perforated top allow for use of many existing accessories



Storage & Mobility.

First impressions are everything
and time is money.

Festool's Systainer and Mobility systems allow you
to have the tools you need when you need them.



Scan for more
on these products



Festool organization cuts wasted time out of every workday, which means adding dollars back to your bottom line.



Wet paint llc



SYS-Roll

498660

- Capable of carrying up to 220 lbs. of tools and accessories stored in your SYSTAINERS and SORTAINERS.
- Adjustable strap keeps your stack in place even on rough terrain.

Scan to see more



SYS-Cart

495020

- For easy transportation of SYSTAINER sizes 1-5 and SORTAINERS
- Robust handles
- 4 steering rollers, 2 of which can be locked



Organize and arrange your workplace more effectively.

Keep the tools you are working with at hand, without getting in your way.



Multifunction Stool MFH 1000

498967

- A combination mobile work stool and storage cabinet.
- Get through the end of the day feeling good about your work and better about your back.
- Equipped with a roller bearing slide drawer, interior shelf, and pegboard sides



Workcenter WCR 1000

497471

- Attaches to Festool CT Dust Extractor SYS-Dock.
- Adjustable height, configurable trays and hooks maximize customization.
- Tool hook provides onboard location to store two power tools.

Empty SYSTAINERS



SYS 1 TL 497563
Dimensions:
15-9/16" L x 11-5/8" W x 4-1/8" H (396 x 296 x 105 mm)
Weight: 2.9 lbs (1.3 kg)



SYS 2 TL 497564
Dimensions: 15-9/16" L x 11-5/8" W x 6-3/16" H (396 x 296 x 157.5 mm)
Weight: 3.3 lbs (1.5 kg)



SYS 3 TL 497565
Dimensions:
15-9/16" L x 11-5/8" W x 8-9/32" H (396 x 296 x 210 mm)
Weight: 3.7 lbs (1.8 kg)



SYS 4 TL 497566
Dimensions:
15-9/16" L x 11-5/8" W x 12-13/32" H (396 x 296 x 315 mm)
Weight: 4.6 lbs (2.1 kg)



SYS 5 TL 497567
Dimensions:
15-9/16" L x 11-5/8" W x 16-17/32" H (396 x 296 x 420 mm)
Weight: 6.0 lbs (2.7 kg)



SYS-Combi 2 200117
Dimensions:
15-9/16" L x 11-5/8" W x 10-3/8" H (396 x 296 x 263 mm)
Weight: 7.7 lbs (3.2 kg)



SYS-Combi 3 200118
Dimensions:
15-9/16" L x 11-5/8" W x 12-3/8" H (396 x 296 x 315 mm)
Weight: 7.8 lbs (3.5 kg)



SYS MINI 499622
Dimensions:
10-13/32" L x 6-11/16" W x 2-3/4" H (265 x 170 x 70 mm)
Weight: 0.9 lbs (0.4 kg)



SYS-MIDI 499621
Dimensions:
19-13/16" L x 11-21/32" W x 8-9/32" H (503 x 296 x 210 mm)
Weight: 4.4 lbs (2.0 kg)



SYS MAXI 490701
Dimensions:
3-1/4" L x 15-11/32" W x 8-1/4" H (590 x 390 x 210 mm)
Weight: 8.8 lbs (4.0 kg)



SYS-Toolbox 495024
Dimensions:
15-19/32" L x 11-21/32" W x 5-29/32" H (396 x 296 x 150 mm)
Weight: 2.9 lbs (1.3 kg)



SYS-Toolbox 2 499550
Dimensions:
15-19/32" L x 11-21/32" W x 10-1/8" H (396 x 296 x 257 mm)
Weight: 4.1 lbs (1.9 kg)



SYS-Storage 499901
Dimensions:
15-19/32" L x 11-21/32" W x 6-9/16" H (396 x 296 x 167 mm)
Weight: 5.5 lbs (2.5 kg)



**Assortment
Abrasive Systainer 125**

SYS-STF D125 GR
576676

Includes:

D125	P60	10 qty
D125	P80	25 qty
D125	P120	25 qty
D125	P180	20 qty
D125	P220	20 qty
D125	Interface Pad	1 qty



**Assortment
Abrasive Systainer 90**

SYS-STF D90/93V GR
576677

Includes:

V93	P60	10 qty
V93	P80	10 qty
V93	P120	10 qty
V93	P180	10 qty
D90	P60	10 qty
D90	P80	20 qty
D90	P120	20 qty
D90	P180	10 qty
D90	Interface Pad	1qty

Abrasive SYSTAINERS



SYS-STF D 125

497685

For ETS 125 and RO 125 abrasives
Systainer: SYS 1 TL



SYS-STF 80 X 133

497684

For LS 130 and RTS 400 abrasives
Systainer: SYS 1 TL



SYS-STF RO 90 DX

497687

For RO 90 DX abrasives
Systainer: SYS 1 TL



SYS-STF Delta 100 x 150

497686

For DTS 400 abrasives
Systainer: SYS 1 TL



SYS-STF D 150

497690

For ETS 150 and RO 150 abrasives
Systainer: SYS 3 TL

SORTAINERS



4-Drawer SORTAINER

491522

Dimensions:
15-5/8" L x 11-5/8" W x 8-9/32" H (395 x 295 x 210 mm)
Drawer Composition: 2 small drawers, 1
medium drawer, 1 large drawer



6-Drawer SORTAINER

491984

Dimensions:
15-5/8" L x 11-5/8" W x 8-9/32" H (395 x 295 x 210 mm)
Drawer Composition: 6 medium drawers



9-Drawer SORTAINER

491985

Dimensions:
15-5/8" L x 11-5/8" W x 8-9/32" H (395 x 295 x 210 mm)
Drawer Composition: 6 small drawers, 3 medium drawers



12-Drawer SORTAINER

491986

Dimensions:
15-5/8" L x 11-5/8" W x 8-9/32" H (395 x 295 x 210 mm)
Drawer Composition: 12 small drawers



SORTAINER SYS 4

200119

Dimensions:
15-9/16" L x 11-5/8" W x 12-11/16" H (396 x 296 x 322 mm)
Drawer Composition: 3 larger drawers

SYS-AZ Pull-Out Drawers

Custom-build a storage solution that fits your needs. With individual drawer and slide mechanisms, featuring full-slide capability, each SYSTAINER lid can be fully opened. Designed to work with 32 mm systems for layout and construction.



Storage



SYS-MFT 500076
Dimensions:
15-19/32" L x 11-21/32" W x 4-1/8" H (396 x 296 x 105 mm)
Weight: 4.4 lbs (2.0 kg)



SYS-AZ (1 drawer) 500692
Dimensions:
15-1/2" L x 15-1/2" W x 4" H (396 x 396 x 105 mm)
Weight: 4.4 lbs (2.0 kg)



SYS-AZ (5 drawers) 500767
Dimensions:
15-1/2" L x 15-1/2" W x 4" H (396 x 396 x 105 mm)
Weight: 4.4 lbs (2.0 kg) per drawer

Universal SYSTAINERS



SYS 1 Uni 497692
Universal insert.
One-piece sectional insert with integrated hinged lid.
Systainer: SYS 1 TL



SYS 1 Vari 497693
Single-diced foam insert to produce an aperture of any desired shape.
Systainer: SYS 1 TL



SYS 2 Vari 497696
Double-diced foam insert to produce an aperture of any desired shape.
Systainer: SYS 2 TL



SYS 1 Box 497694
Additional individual removable compartments available.
Systainer: SYS 1 TL

SYSTAINER ACCESSORIES



Auxiliary handle 497856
Additional handle for SYS 1 TL and SYS 2 TL. Attaches to front of SYSTAINER for vertical carry position.



Cover Plate (10 pieces) 497855
Protective sleeves for use with custom labels on T-LOC SYSTAINERS.



Lock 500693
Adding an additional layer of security to the custom-built solution of the Sys-AZ drawers. Secure each drawer individually as needed. Includes one lock and one key.



Foam Inserts

Customize your storage needs by putting a tool and related accessories in one SYSTAINER. Large drawer provides quick access to commonly used accessories or small parts so you can do more with less.




Scan to see more



FOAM INSERTS FOR SYSTAINERS

	Foam Inserts Dimpled insert (for lid), 1 base insert and 1 diced insert to convert empty SYSTAINERS to SYS Vari configurations.	497877
	Foam Inserts - SYS MAXI	491633
	Base Pad - SYS MAXI	491632
	Diced Foam Insert Set Diced sections can be pushed out to produce any desired shape. 2 inserts in set. Replacements for SYS Vari.	497878
	Foam Insert - SYS 1-SYS 5 Lid	498044

CONTAINERS FOR SYS-STORAGE BOX

	Container Set - 6 pieces Small container set for use in Sys-Storage Box. Removable boxes feature interlocking feet to prevent movement during transport. Dimensions: 2-3/8" x 2-3/8" x 2-3/4" (60 x 60 x 71 mm).	500066
	Container Set - 4 pieces Medium container set for use in Sys-Storage Box. Removable boxes feature interlocking feet to prevent movement during transport. Dimensions: 2-3/8" x 4-3/4" x 2-3/4" (60 x 120 x 71 mm).	500067
	Container Set - 2 pieces Large container set for use in Sys-Storage Box. Removable boxes feature interlocking feet to prevent movement during transport. Dimensions: 7-3/32" x 4-3/4" x 2-3/4" (180 x 120 x 71 mm).	500068

INSERTS FOR T-LOC SYS 1 BOX

	Container Set - Red (12 inserts)	498038
	Container Set - Yellow (6 inserts)	498039
	Container Set - Blue (3 inserts)	498040
	Container Set - Green (2 inserts)	498041
	Container Set - Orange (1 insert)	498042

Sawing.

Precision, accuracy and versatility.

This is where it starts for so many. Considering what these combined tools make possible, it's easy to see why. After taking one decisive leap into our world of precision, other tools seem antiquated by comparison. Our saws represent a smarter way of working with an industry-leading tool.





Scan to see more
on these products



TS 55 Track Saw for producing straight, repeatable cuts in the workshop or at the jobsite.



TS 55 REQ
575387



TS 55 REQ Plus FS
575388

- When used with Festool guide rails, you can achieve perfectly straight and splinter-free cuts.
- Spring-loaded riving knife (splitter) keeps the cut kerf open so that the material does not pinch the blade. This reduces the chance of kickback.
- Blade changes are easier and safer using the FastFix system which locks switch and arbor simultaneously for easy arbor bolt removal.

Efficiency is Key



Do more in less space
and in less time with the
Festool System.



Guide rail precision

A perfect cut the first time, every time,
with laser-straight, splinter-free cuts.



TS 55 REQ
575387

Standard package includes

Fine tooth saw blade

Splinterguard

SYSTAINER SYS 4 TL



TS 55 REQ Plus FS
575388

Standard package includes

55" Guide Rail FS 1400

Fine tooth saw blade

Splinterguard

SYSTAINER SYS 4 TL

Specifications

Power consumption	1,200 watt
Speed	2,000 - 5,200 RPM
Saw blade diameter	6-1/4" (160 mm)
Angular range	-1 - 47 °
Cutting depth	0" - 2-1/8" (0 - 55 mm)
Dust extraction connection dia.	1-1/16" / 1-7/16" (27/36 mm)
Weight	9.92 lbs (4.5 kg)

Metric dimensions binding.



TSC 55 Cordless Track Saw for limitless mobility when cutting flat surfaces.



TSC 55 REB

Basic	Plus	Set
201394	575690	575747

- With the FS Guide Rail System, you'll get laser-straight, splinter-free cuts in seconds.
- Splinterguards on both sides of the blade ensure that you'll make zero-tearout cuts in virtually any material.
- Not only can you replace large, stationary equipment with the incredibly precise, handheld track saw system, but now you can go wherever work needs to get done, without the cord.

FS/2 Guide Rails

Make your jobs easier by bringing the tool to the work. Available in eight different lengths, there's an ideal rail for every application. In addition, Guide Rails are quickly and securely connectable to allow for customized cutting lengths, plus easier transportation and storage.





Efficiency is Key



Guide rail precision

A perfect cut the first time, every time, with laser-straight, splinter-free cuts.



Micro-adjustable depth controls

Micro-adjustable depth indicator features two cursor lines, for precise material processing on or off the Guide Rail. (TS/TSC 55 only.)

Specifications

Battery voltage	18/36 V
Li-ion battery capacity	5.2 Ah
Speed	2,650 - 3,800/5,200 RPM
Saw blade diameter	6-1/4" (160 mm)
Angular range	-1 - 47 °
Cutting depth	0" - 2-1/8" [0 - 55 mm]
Dust extraction connection dia.	1-1/16" / 1-7/16" (27/36 mm)
Weight 1 x 18 V/2 x 18 V	10.141 lbs (4.6 kg) / 11.684 lbs (5.3 kg)

Metric dimensions binding.

Relaunching Summer 2020



TS 75 Track Saw

with more power to slice through thick materials.



Brandon Wehman



TS 75 EQ
575389



TS 75 EQ Plus FS
575390

- When used with Festool guide rails, you can achieve perfectly straight and splinter-free cuts.
- Spring-loaded riving knife (splitter) keeps the cut kerf open so that the material does not pinch the blade. This reduces the chance of kickback.
- The slip clutch helps to minimize the risk of a kickback and minimizes wear on the blade, gear case, and motor.
- Blade changes are easier and safer using the FastFix system which locks switch and arbor simultaneously for easy arbor bolt removal.

Do more in less space
and in less time with the
Festool System.



@mvj_woodworking

Scan to see more



TS 75 EQ
575389

Standard package includes

Standard saw blade

Splinterguard

SYSTAINER SYS 5 TL



TS 75 EQ Plus FS
575390

Standard package includes

75" Guide Rail FS 1900

Standard saw blade

Splinterguard

SYSTAINER SYS 5 TL

Specifications

Power consumption	1,600 watt
Speed	1,350 - 3,550 RPM
Saw blade diameter	8-1/4" (210 mm)
Angular range	0 - 47 °
Cutting depth	0" - 3" (0 - 75 mm)
Dust extraction connection dia.	1-1/16" / 1-7/16" (27/36 mm)
Weight	13.67 lbs (6.2 kg)

Metric dimensions binding.



Track Saw and Guide Rail Accessories



TS 55 REQ - 6.25" (160 mm)



Splinter guard (5 pieces) 499011
TS 55 REQ Flush-mount Splinterguard protects material surface for both straight and bevel cuts.



Limit Stop 491582
Set stop points on the Guide Rail for repeat cuts and plunge-cuts. Infinitely adjustable placement along the entire rail. Reduces the risk of kickback when initiating plunge-cuts.



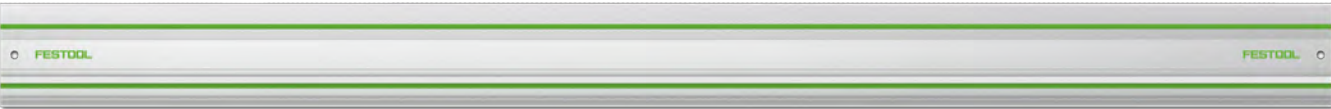
Parallel Side Fence 491469
Create parallel cuts from an edge. Can be used on both sides of the saw. Flip it over and it becomes an extension table. Rip capacity from the blade side to 11-13/16" (300 mm) and on the motor side to 3-3/4" (95 mm).



Cover Plate 491750
Encloses blade housing for improved dust extraction when cutting vertically or overhead. Can also be used for creating architectural false joints.



Dust Bag 500393
Keep the work space clean by virtually collecting all dust. When not in use bag folds down for space-saving transportation and storage. Includes a dust cap.



Guide Rails

FS 800/2	32" (800 mm)	491499
FS 1080/2	42" (1,080 mm)	491504
FS 1400/2	55" (1,400 mm)	491498
FS 1900/2	75" (1,900 mm)	491503
FS 2700/2	106" (2,700 mm)	491937
FS 3000/2	118" (3,000 mm)	491501
FS 5000/2	197" (5,000 mm)	491500
FS 1400/2-LR 32	55" for hole series (1,400 mm)	496939
FS 2424/2-LR 32	95" for hole series (2,424 mm)	491622

Metric dimensions binding.



TSC 55 REQ - 6.25" (160 mm)



Splinter guard (5 pieces) 499011
TS 55 REQ Flush-mount Splinterguard protects material surface for both straight and bevel cuts.



Limit Stop 491582
Set stop points on the Guide Rail for repeat cuts and plunge-cuts. Infinitely adjustable placement along the entire rail. Reduces the risk of kickback when initiating plunge-cuts.



Parallel Side Fence 491469
Create parallel cuts from an edge. Can be used on both sides of the saw. Flip it over and it becomes an extension table. Rip capacity from the blade side to 11-13/16" (300 mm) and on the motor side to 3-3/4" (95 mm).



Cover Plate 491750
Encloses blade housing for improved dust extraction when cutting vertically or overhead. Can also be used for creating architectural false joints.



Dust Bag 500393
Keep the work space clean by virtually collecting all dust. When not in use bag folds down for space-saving transportation and storage. Includes a dust cap.



TS 75 EQ - 8.25" (210 mm)




TS 75 Splinter guard (5 pieces) 491473
TS 75 EQ Splinter-free cross cuts in a single pass thanks to the off-cut side Splinterguard and integrated Guide Rail Splinterguard.



Limit Stop 491582
Set stop points on the Guide Rail for repeat cuts and plunge-cuts. Infinitely adjustable placement along the entire rail. Reduces the risk of kickback when initiating plunge-cuts.



Parallel Side Fence 492243
Create parallel cuts from an edge. Can be used on both sides of the saw. Flip it over and it becomes an extension table. Rip capacity from the blade side to 11-13/16" (300 mm) and on the motor side to 3-3/4" (95 mm).



Parallel Side Fence

Met. 495717
Imp. 201182

Achieve precise, repeatable rip cuts with two adjustable stops that engage the edge parallel to the cut. Adjustable to 25-19/32" (650 mm). (Guide rail not included)



Guide Extension

Met. 495718
Imp. 201183

Perfect for making narrow repetitive rip cuts. Attaches to Parallel Guide and accepts the same stops for cuts up to 7-11/16" (195 mm). (Guide rail not included)

Parallel Guide Set

Met. 203155
Imp. 203160

Includes both Side Fence and Guide Extension






Guide Rail Accessory Kit

497657

Effortlessly produce perfect cuts or routs with the included Angle Unit, Limit Stop for repeated stopped cuts, Deflector to manage the cord and hose, clamp with the Screw Clamps, two Connectors to join rails for greater length, and a replacement Splinterguard for splinter-free cuts.

- Includes:**
Angle Unit (491 588);
Return/Limit Stop (491 582);
Extra Splinterguard (1,400 mm) (495 207);
Deflector (489 022);
2 Connectors (482 107);
2 Screw Clamps (489 570);
In SYSTAINER 1 with molded insert (497 563)

Guide Rail Accessories		
	Splinter guard	
	Adhesive-backed Splinterguard to maintain splinter-free cut quality. Splinterguard material is semi-transparent for better visibility of the cut line and is quick and easy to replace.	
	Splinter guard FS-SP 1400/T (55")	495207
	Splinter guard FS-SP 5000/T (197")	495209
	Non-Skid Strip Non-slip adhesive strips to maintain the self-clamping feature of the Guide Rails, in 32.8' (10 m) roll.	485724
	Glide Strip Adhesive PTE plastic glide strip for FS/2 Guide Rails, in 32.8' (10 m) roll. Green in color and slightly crowned to reduce drag for smooth and easy cuts.	491741

Guide Rail Accessories

	Hole Drilling Set Produce solid and consistent finished cabinets using the European frameless 32 mm system. Enables precision placement of shelf pin holes in casework.	584100
	Deflector Tool-free connection to Guide Rails via the T-slot and thumbscrew. Helps to prevent the suction hose and cords from catching on the end of the Guide Rail for easier cord and hose management.	489022
	Limit Stop Set stop points on the Guide Rail for repeat cuts and plunge-cuts. Infinitely adjustable placement along the entire rail. Reduces the risk of kickback when initiating plunge-cuts.	491582
	Angle Unit Connects to the upper T-slot of FS Guide Rails for setting angles on material. 180° marked scale. Transfer angles from the wall to the workpiece.	491588
	Connector (1 piece) Connects two Guide Rails for long workpieces by sliding into the T-slot grooves in the rails. With 2 adjustable set screws per end for a secure connection. (2 pieces are needed)	482107
	FS-Rapid Clamp (1 piece) Mounts to the Guide Rails via the continuous-bottom T-slot for limitless adjustability. Fast-acting trigger makes for quick setup. Clamps material on edge.	489790
	Quick Clamp (1 piece) Ratcheting mechanism provides easy locking, a secure grip on material, and a quick release. A perfect companion to the MFT/3, and fits seamlessly into the bottom T-slot of FS Guide Rails for limitless positioning and secure cutting.	491594
	Screw Clamps (2 pieces) Traditional clamp design features T-style head for use in the continuous-bottom T-slot of the Guide Rails to securely clamp to material.	
	Clamping thickness 4-11/16" (120 mm)	489570
	Clamping thickness 11-13/16" (300 mm)	489571
	Suction Handle Attach the Gecko clamp to clamp FS Guide Rails on nonporous materials. Lever actuated suction cup pads. Includes 492 616 and 492 617. (Guide rail not included)	493507
	Suction Handle Equipped with dual quick-release suction cups for lifting and carrying loads up to 110 lbs. Great for moving nonporous material and sheet goods.	492617
	Adapter For attaching Gecko clamp to FS Guide Rails. Included with the Gecko set (493 507). (Guide rail not included)	492616
	Bag Transport and store rails up to 1,400 mm. Bag can store 2 rails up to 1,400 mm. This is the most ideal way to transport rails, featuring two cloth strap handles and a shoulder strap.	466357

HK 55 Carpentry Saw is the ultimate solution for quick and accurate cuts on the jobsite.



HK 55 EQ

561756



HK 55 EQ + FSK 420

575085

- Making exact and repeated cuts quickly and accurately anywhere without taking materials to a miter saw.
- A highly precise circular saw, makes this the ultimate solution for all wood processing on the jobsite.
- Coupled with FSK Guide Rails with integrated angle stops, HK saws bring a higher degree of efficiency, repeatability, accuracy, and quality of cut unlike any circular saw before.



Precision guidance:

The HK 55 demonstrates its versatility when combined with the Festool guide rail system, too. So, for example, sheet goods can be cut to size quickly and accurately using the existing Festool Guide Rails.

Scan to see more



HK 55 EQ
561756

Standard package includes

Standard saw blade	
SYSTAINER	SYS 4 TL



HK 55 EQ + FSK 420
575085

Standard package includes

Guide Rail FSK 420	
Standard saw blade	
SYSTAINER	SYS 4 TL

Specifications

Power consumption	1,200 watt
Speed	2,000 - 5,200 RPM
Saw blade diameter	6-1/4" (160 mm)
Angular range	0 - 50°
Cutting depth 45°	1-5/8" / 1-1/2" (42/38 mm)
Dust extraction connection dia.	1-1/16" / 1-7/16" (27/36 mm)
Weight	9.7 lbs (4.4kg)


Metric dimensions binding.

Scribe mark is the cut mark

Precision work, even with miter cutting angles of up to 60°. The cutting edge will always follow the scribe mark edge exactly, even when miter cutting.



HKC 55 Cordless Carpentry Saw for limitless mobility on the jobsite.



HKC 55 EB

Basic
201359

Plus
575677

Set + FSK 420
575737

- Making exact and repeated cuts quickly and accurately anywhere without taking materials to a miter saw.
- The HK and HKC are the ultimate solution for all wood processing on the jobsite.
- Coupled with FSK Guide Rails with integrated angle stops, HK saws bring a higher degree of efficiency, repeatability, accuracy, and quality of cut unlike any circular saw before.

FSK Guide Rails

When paired with the HK/HKC Carpentry Saws you will get straight and quick cross-cuts every time. These guide rails feature integrated adjustable angle stops along with a self-retraction feature. The new guide rails work only with the HK/HKC Carpentry Saws.



HKC 55 EB 18V Concentrated power

The combination of an 18V lithium-ion battery pack and brushless EC-TEC motor with integrated motor management ensures impressive cutting performance. Free from the restraints of wall outlets and power cords.

Scan to see more



The retraction function

The cross cutting guide rail has an adjustable stop and an integrated rubber spring, which automatically brings the saw back to the starting position.

Specifications

Battery voltage	18 V
Li-ion battery capacity	5.2 Ah
Speed	4,500 RPM
Saw blade diameter	6-1/4" (160 mm)
Angular range	0 - 50°
Cutting depth 45°	1-5/8" / 1-1/2" (42/38 mm)
Dust extraction connection dia.	1-1/16" / 1-7/16" (27/36 mm)
Weight with Li-ion	9.04 lbs (4.1kg)

Metric dimensions binding.

Relaunching Summer 2020



Carpentry Saw & Guide Rail Accessories



HK 55 EB / HKC 55 EB - 6.25" (160 mm)



Guide Rail FSK - FSK 250 769941

Straight and quick cross-cuts when paired with HK Carpenter Saws. Integrated adjustable angle stops can be easily set for angled cuts for quick and repeatable cuts. Self-retention and self-retraction features seamlessly connect to HK Saws making repeated cuts faster. 9.8" (250 mm) Cross-cut capacity.

Guide Rail FSK - FSK 420 769942

16.5" (420 mm) Cross-cut capacity.

Guide Rail FSK - FSK 670 769943

26.3" (670 mm) Cross-cut capacity.



Parallel Side Fence 500464

PA-HKC 55

Create parallel cuts from an edge. Can be used on both sides of the saw. Flip it over and it becomes an extension table.



Dust Bag 500393

160x1,8x20 W32

Keep the work space clean by virtually collecting all dust. When not in use bag folds down for space-saving transportation and storage. Includes a dust cap.




Bag 200160

FSK420-BAG

Easily and safely transport FSK Guide Rails. Equipped with shoulder strap. Available for the FSK 420 and FSK 670 rails.

Bag 200161

FSK670-BAG



Guide Rail FS

HK/HKC Carpentry Saws are fully compatible with the existing line of FS Guide Rails. Use FS Guide Rails for plunge cuts, longer cross-cuts, and longer rips that exceed the capacity of the FSK rails.

Various Lengths
32" - 197"

Color Code	Material	Speed Range
	Wood/Soft Plastics	3–6
	Plastic	3–5
	Fiber-Cement	-

Tooth shapes




Alternating Top Bevel
—ATB Offset tooth saw blade

The teeth on this saw blade cut alternately to the left and right. The alternate tooth saw blade is a universal blade for all types of wood.




Triple Chip—TC Trapezoidal
flat tooth saw blade

This blade features trapezoidal teeth with beveled edges on both sides that alternate with flat teeth when cutting. Ideal for hard plastic and materials with hard coatings.




Panther Saw Blade
Fast-cutting rip blade with aggressive hook angle and deep gullets. Carbide-tipped ATB blade.




Standard Saw Blade
Coarse-cutting rip blade for use with building panels, wood and soft plastics. Carbide-tipped ATB blade.




Universal Saw Blade
Clean-cutting general-purpose blade for wood and soft plastics. Fine rip cut blade for glue-ready joints. Carbide-tipped ATB blade.



Fine-Tooth Saw Blade
Cross-cut blade for smooth results in sheet goods, melamine, hard and soft woods. Carbide-tipped ATB blade.



Solid Surface/ Laminar Saw Blade
Long-lasting, high-cut quality blade, ideal for laminate flooring and solid surface countertop materials. Carbide-tipped TC blade.



Diamond Saw Blade
High cutting performance when sawing fiber-cement materials.

TS 55 REQ / TSC 55 REB		HK 55 EQ / HKC 55 EB		TS 75 EQ	
Dia.	160 mm	Dia.	160 mm	Dia.	210 mm
Kerf	2.2 mm	Kerf	1.8 mm	Kerf	2.6 mm
Bore	20 mm	Bore	20 mm	Bore	30 mm
Hook Angle	20°	Hook Angle	20°	Hook Angle	28°
Tooth Shape	ATB	Tooth Shape	ATB	Tooth Shape	ATB
Teeth	12	Teeth	12	Teeth	16
496305		500463		495378	
		Dia.	160 mm	Dia.	210 mm
		Kerf	1.8 mm	Kerf	2.6 mm
		Bore	20 mm	Bore	30 mm
		Hook Angle	20°	Hook Angle	20°
		Tooth Shape	ATB	Tooth Shape	ATB
		Teeth	18	Teeth	18
		500461		498379	
		Dia.	160 mm	Dia.	210 mm
		Kerf	2.2 mm	Kerf	2.4 mm
		Bore	20 mm	Bore	30 mm
		Hook Angle	15°	Hook Angle	15°
		Tooth Shape	ATB	Tooth Shape	ATB
		Teeth	28	Teeth	36
496304				495380	
		Dia.	160 mm	Dia.	210 mm
		Kerf	2.2 mm	Kerf	2.4 mm
		Bore	20 mm	Bore	30 mm
		Hook Angle	5°	Hook Angle	8°
		Tooth Shape	ATB	Tooth Shape	ATB
		Teeth	48	Teeth	52
495377		500462		495381	
		Dia.	160 mm	Dia.	210 mm
		Kerf	2.2 mm	Kerf	2.4 mm
		Bore	20 mm	Bore	30 mm
		Hook Angle	4°	Hook Angle	4°
		Tooth Shape	TC	Tooth Shape	TC
		Teeth	48	Teeth	60
496309				495382	
		Dia.	160 mm		
		Kerf	2.2 mm		
		Tooth Shape	F		
		Teeth	4		
202958					

The KAPEX
remains the most advanced sliding compound
miter saw available today.



Scan to
see more



Kapex KS 120 EB

561287

- The KAPEX features a rail forward design which increases precision and creates a compact footprint while preventing head play for accurate cuts.
- Easily align cuts from the left or right side using the dual lasers. The lasers clearly define the material which will be removed during the cut.
- Micro-adjustable bevel angle with up-front rotary knob. Large bevel scale and fine pointers make it easy to set precise bevel angles.
- Dust extraction up to 91% with behind the cut dust hood and pivoting 36 mm hose.

The KAPEX offers you the capacity of a much larger saw in a portable, compact design. Unmatched dust extraction, simple adjustments and a host of time-saving features mean you'll spend more time on value-creating work and less time on work-arounds and cleanup.



Compact and lightweight

With a rail-forward design, the KAPEX can be placed against a wall for all cutting tasks, maximizing the work space.



KS 120 EB
561287

Standard package includes

Universal Carbide Saw Blade	60-tooth (495388)
MiterFast Angle Transfer Device	
Hold-Down Clamp	
Wrench	

Specifications

Power consumption	1,600 watt
Idle engine speed	1,400 - 3,400 RPM
Saw blade diameter	10-1/4" (260)
Work height	35-1/2" (900)
Special cutting depth 90°/90°	2-1/4" (60mm) x 4-3/4" (120mm)
Special cutting depth 45°/90° (right)	3/4" (20mm) x 4-3/4" (120mm)
Special cutting depth 45°/90° (left)	1-1/2" (40mm) x 4-3/4" (120mm)
Crown moulding diagonal cut at 90°/90°	6-5/8" (168mm)
Crown moulding diagonal cut at 45°/90°	6-5/8" (168mm)
Bevel angle	47°/47°
Miter angle	50°/60°
Dimensions (W x D x H)	28" (713mm) x 19-3/4" (500mm) x 18-1/2" (470mm)
Weight	47.4 lbs (21.5 kg)

Metric dimensions binding.

Kapex Accessories


KS 120 Accessories		
	Blade Assortment Using the right blade is one of the easiest ways to improve your work. Get the best results while using your Kapex by having the right blade for the job. Includes one of each: Fine Tooth Blade (495 387) and Universal Blade (495 388).	203150
	Crown Stop Adjustable stops support nested workpieces at any angle. Base Extensions provide enhanced material support to the left or right, and enable additional clamping possibilities when used with Festool FS Clamps. (1 Base Extension and 1 Crown Stop included; 2 are recommended)	494369
	Angle Transfer Device Effortlessly copy and transfer tricky angles for quick and accurate cutting using the MiterFast and the KAPEX's dual-line lasers. Easily captures inside and outside corners and locks securely to maintain setting during transfer.	200127
	Hold Down Clamp Fast-acting, cam-action clamp features non-marring material to protect the workpiece while providing excellent clamping ability. Footpiece is specially shaped to accommodate clamping stock close to the fence.	494391
	Clamping Kit (2 pieces) Secure the KAPEX to an MFT or worktable through the base with the clamping kit. Oversized hand knobs for easy installation and removal.	494693
	Quick Clamp (1 piece) Ratcheting mechanism provides easy locking, a secure grip on material, and a quick release. A perfect companion to the MFT/3, and fits seamlessly into the bottom T-slot of FS Guide Rails for limitless positioning and secure cutting.	491594
	Screw Clamps (2 pieces) Use in conjunction with Base Extension T-slots for additional material clamping options.	
	Clamping thickness 4-11/16" (120 mm)	489570
	Clamping thickness 11-13/16" (300 mm)	489571
	Crown Stops (2 pieces) Stop for positioning crown moldings at an angle; only compatible with KA-UG trimming attachment underframe.	203356
	Support Board Contoured support board. Only for use with the crown stop AB-KA-UG/2. Offers full support of material across the saw while also allowing full visibility of the miter gauge.	204536
	Multifunction Table A specially designed height and size for use with the KAPEX sliding compound miter saw. See page 24 for more details on the MFT/3-MINI.	495465



Universal Saw Blade
Clean-cutting general-purpose blade for wood and soft plastics. Fine rip cut blade for glue-ready joints. Carbide-tipped ATB blade.



Fine-Tooth Saw Blade
Cross-cut blade for smooth results in sheet goods, melamine, hard and soft woods. Carbide-tipped ATB blade.



Solid Surface/ Laminate Saw Blade
Long-lasting, high-cut quality blade, ideal for laminate flooring and solid surface countertop materials. Carbide-tipped TC blade.

KS 120 saw blades	
Dia.	260 mm
Kerf	2.5 mm
Bore	30 mm
Hook Angle	-5°
Tooth Shape	ATB
Teeth	60
495388	
Dia.	260 mm
Kerf	2.5 mm
Bore	30 mm
Hook Angle	-5°
Tooth Shape	ATB
Teeth	80
495387	
Dia.	260 mm
Kerf	2.5 mm
Bore	30 mm
Hook Angle	-5°
Tooth Shape	MATB
Teeth	64
495386	



Kapex UG Set

Metric 497354
Imperial 201179

Kapex UG Set consists of Kapex Mobile Base (497 351), Left Extension (497 353) and Right Extension (497 352).

01 Trimming Attachment (Right)

Metric 497352
Imperial 201180

Right folding extension with tool-free connection to the Kapex. Provides stock support with integrated flip stop, measurement scale and adjustable leg. Expands from 58-1/4" (1,480 mm) to 94-1/2" (2,400 mm).

02 Trimming Attachment (Left)

Metric 497353
Imperial 201181

Left folding extension with tool-free connection to the Kapex. Provides stock support with integrated flip stop, measurement scale and adjustable leg. Expands from 58-1/4" (1,480 mm) to 94-1/2" (2,400 mm).

03 UG stand

497351

Kapex Mobile underframe is a rugged, mobile base that provides the foundation for precise and efficient material processing on the jobsite or in the shop. Designed for fast and simple setup and breakdown, the UG stand is built for maximum mobility.



*Kapex KS 120 EB sold separately

The CARVEX Jigsaws for increased cut performance with remarkable control.



CARVEX PS 420 EBQ
561593



CARVEX PSB 420 EBQ
561608

- Variable speed blade speed with extremely fast max 3,800 strokes per minute.
- Tool-free base and base insert platform for expanded capabilities.
- Triple blade guidance for perfectly perpendicular cuts and splinterguards for tear-free cuts.
- Stroboscopic high-intensity LEDs for high blade visibility.
- Brushless motor technology for light weight, more power and longer service life.



Scan to see more

Splinter-free action

Solid one-piece Splinterguards are cut with the blade mounted in the machine. This allows precise zero-clearance for ultra clean cuts with no splinters or tearout.



PS 420 EBQ
561593

Standard package includes	
T-Shank Jigsaw Blades for Wood [2 pieces]	
Chip Catcher	
Splinterguard	
Plug-It Power Cord	
SYSTAINER	SYS 1 TL
Specifications	
Power consumption	400 watt
Stroke rate	1,500 - 3,800 RPM
Pendulum cover adjustment in stages	4
Cutting depth in wood	4-3/4" (120 mm)
Cutting depth in NF metals	3/4" (20 mm)
Cutting depth in steel (soft)	3/8" (10 mm)
Weight	4.19 lbs (1.9 kg)



PSB 420 EBQ
561608

Standard package includes	
T-Shank Jigsaw Blades for Wood [2 pieces]	
Chip Catcher	
Splinterguard	
Plug-It Power Cord	
SYSTAINER	SYS 1 TL
Specifications	
Power consumption	400 watt
Stroke rate	1,000 - 3,800 RPM
Pendulum cover adjustment in stages	4
Cutting depth in wood	4-3/4" (120 mm)
Cutting depth in NF metals	3/4" (20 mm)
Cutting depth in steel (soft)	3/8" (10 mm)
Weight	4.19 lbs (1.9 kg)

Metric dimensions binding.

The CARVEX Cordless Jigsaws for limitless mobility with increased cut performance.



David Maquilon



CARVEX PSC 420 EB

Basic	Li 18V
574712	575685

- Effortlessly transition from corded to cordless without compromising performance.
- Balanced with a unique ergonomic battery for optimum performance and handling.
- Tackle your most demanding (and remote) applications with the robust and versatile Carvex Cordless Jigsaws.
- Designed to deliver the same performance as their corded counterparts.
- Tool-less base change platform.



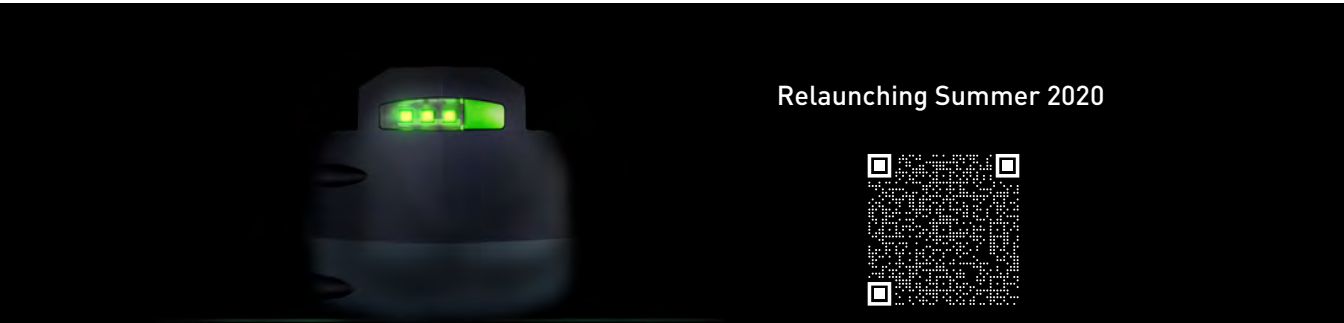
Increase cut performance with remarkable control featuring variable speed, constant speed under load, thermal and overload protection and a new automatic setting.

Watch the Carvex tackle the most demanding applications.



Specifications	
Battery voltage	18 V
Li-ion battery capacity	5.2 Ah
Stroke rate	1,500 - 3,800 RPM
Pendulum cover adjustment in stages	4
Cutting depth in wood	4-3/4" (120 mm)
Cutting depth in NF metals	3/4" (20 mm)
Cutting depth in steel (soft)	3/8" (10 mm)
Weight	5.29 lbs (2.4 kg)

Metric dimensions binding.



Relaunching Summer 2020



The CARVEX Cordless Jigsaws for limitless mobility with increased cut performance.



CARVEX PSBC 420 EB

Basic	Li 18V
201378	575682

- Effortlessly transition from corded to cordless without compromising performance.
- Balanced with a unique ergonomic battery for optimum performance and handling.
- Tackle your most demanding (and remote) applications with the robust and versatile Carvex Cordless Jigsaws.
- Designed to deliver the same performance as their corded counterparts.
- Tool-less base change platform.



Interchangeable base system

Easily and quickly swap bases as needed from the butterfly-style angle base to the circle cutting base.



Getting Started



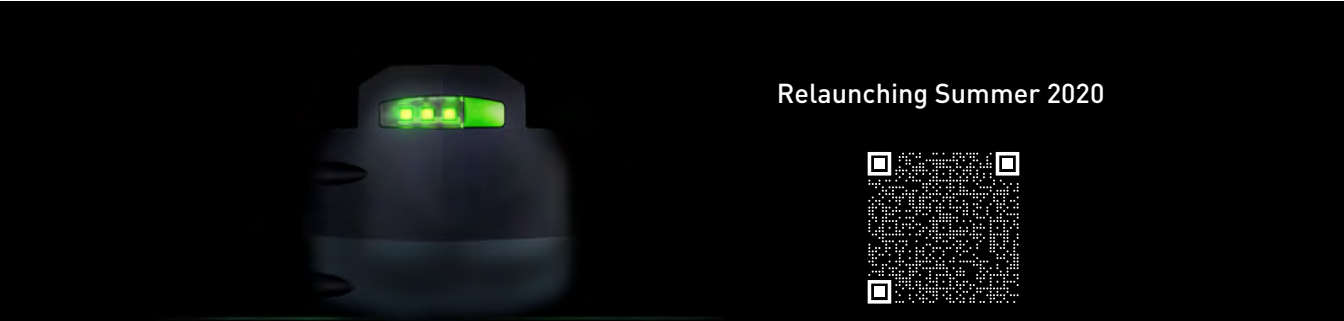
4-LED stroboscopic light

Illuminate the cut line in-sync with the blade for effortless and improved visibility for precise cuts and less rework.

Specifications	
Battery voltage	18 V
Li-ion battery capacity	5.2 Ah
Stroke rate	1,000 - 3,800 RPM
Pendulum cover adjustment in stages	4
Cutting depth in wood	4-3/4" (120 mm)
Cutting depth in NF metals	3/4" (20 mm)
Cutting depth in steel (soft)	3/8" (10 mm)
Weight	5.29 lbs (2.4 kg)

Metric dimensions binding.

Relaunching Summer 2020



The TRION Jigsaws provide a comfortable grip and triple blade guidance to keep it on course while cutting hard materials.



TRION PS 300 EQ
561443



TRION PSB 300 EQ
561455

- Carbide guidance system keeps the blade perpendicular to the shoe for improved cut results, even in thick stock.
- Zero clearance splinterguard are solid one-piece inserts that are cut with the blade mounted in the machine for a clean, splinter-free cut.
- Dust extraction channels integrated in the base plate coupled with a clear chip deflector a rear dust extraction port provide for cleaner work area.
- MMC electronics provide soft start to reduce start up jolts, variable speed to match the speed to the material, and constant speed under load.



Zero-clearance Splinterguard

Solid one-piece Splinterguards are cut with the blade mounted in the machine. This allows precise zero-clearance for ultra clean cuts with no splinters or tearout.



Scan to see more



TRION PS 300 EQ

561443

Standard package includes

T-Shank Jigsaw Blades for Wood (2 pieces)

Chip Catcher

Splinterguard

Plug-It Power Cord

SYSTAINER

SYS 1 TL

Specifications

Power consumption	720 watt
-------------------	----------

Stroke rate 1,000 - 2,900 RPM

Pendulum cover adjustment in stages 4

Cutting depth in wood 4-3/4" (120 mm)

Cutting depth in NF metals 3/4" (20 mm)

Cutting depth in steel (soft) 3/8" (10 mm)

Weight 5.29 lbs (2.4 kg)



Carbide guidance system

Rigidly supports the blade at exactly the pre-set angle, reducing blade wander in tight radius cuts. This eliminates cutting errors, spoiled workpieces, or need for rework.



TRION PSB 300

561455

Standard package includes

T-Shank Jigsaw Blades for Wood (2 pieces)

Chip Catcher

Splinterguard

Plug-It Power Cord

SYSTAINER

SYS 1 TL

Specifications

Power consumption	720 watt
-------------------	----------

Stroke rate 1,000 - 2,900 RPM

Pendulum cover adjustment in stages 4

Cutting depth in wood 4-3/4" (120 mm)

Cutting depth in NF metals 3/4" (20 mm)

Cutting depth in steel (soft) 3/8" (10 mm)

Weight 5.29 lbs (2.4 kg)

TRION & CARVEX

Jigsaw Accessories

Maximize your jigsaw's versatility while ensuring splinter-free performance with genuine Festool accessories. Whether doing circle cut-outs or guided cuts, Festool has it covered. Unparalleled cut performance is easy to maintain with a supply of fresh Splinterguards.

TRION Jigsaw Accessories



Splinter guard

Solid one-piece Splinterguard is custom cut for each blade used, reducing the chance of tearout and time-consuming rework.

(5 pieces)	490120
(20 pieces)	490121



Parallel Side Fence

Make parallel cuts up to 7-7/8" (200 mm) from an edge.

490119



Circle Cutter

Create precise circles with a diameter range of 4-23/32" to 28-11/32" (120-720 mm). For best results, use with a scroll-type blade—S 75/4 K (486 563) or S 50/1.4 K (486 564).

490118



Guide Stop

Guide your Festool jigsaw with any length Festool Guide Rail for straight, repeatable cuts. For best results, use with FSG blades—S 75/4 FSG (499 476), S 105/4 FSG (499 477) or S 145/4 FSG (499 478).

490031



Includes:
4 Base Inserts (497 298, 497 299, 497 300, 497 301),
Angle Base (496 134),
Base Adapter (497 303),
Circle Cutter (497 304),
Splinterguard (5 pieces, 490 120),
SYS 2 TL (497 564).

CARVEX Accessory Kit
201186

The most versatile, capable jigsaw ever built, the CARVEX is adaptable to virtually any material or application. With a wide range of time-saving, quality-improving, task-specific bases, adapters, and inserts, you'll do more with a jigsaw than you thought possible.



CARVEX Jigsaw Accessories		
	Base Dimpled - Textured, low-friction base easily glides over wood and wood-like materials. Dimpled texture minimizes surface area and helps to prevent dust buildup in front of the saw.	497298
	Base Hard Fiber - Smooth, durable base for reduced friction on wood and wood-like materials. Extremely durable construction for a long service life.	497299
	Base Steel insert for all metallic surfaces.	497300
	Base StickFix hook-and-loop design base facilitates quick and easy installation of felt covers to protect delicate surfaces from scratches and wear.	497301
	Base Universal base insert for wood and wood-like materials. Supplied with CARVEX Jigsaws.	497297
	Replacement Felt (5 pieces) For use with StickFix base insert. Hook-and-loop design base facilitates quick and easy installation of felt covers to protect delicate surfaces from scratches and wear.	497444
	Circle Cutter Base Adapter (497 303) and Circle Cutter (497 304) for cutting circles from 2-11/16" (68 mm) to 9' 10-1/8" (3 m). For best results, use with a scroll-type blade — S 75/4 K (486 563) or S 50/1.4 K (486 564).	497443
	Guide Rail Base for CARVEX Jigsaw Adapts to Guide Rails for guided cuts and also serves as base for use in circle cutting when attached to 497 304 listed below. For best results for guided cuts, use with FSG blades—S 75/4 FSG (499 476), S 105/4 FSG (499 477) or S 145/4 FSG (499 478).	497303
	Circle Cutter Metric - Expandable circle cutter attachment for use with Base Adapter (497 303). Expands from 2-11/16" (68 mm) to 9' 10-1/8" (3 m). For best results, use with a scroll-type blade—S 75/4 K (486 563) or S 50/1.4 K (486 564).	497304
	Circle Cutter Imperial - Expandable circle cutter attachment for use with Base Adapter (497 303). Expands from 2-11/16" (68 mm) to 9' 10-1/8" (3 m). For best results, use with a scroll-type blade—S 75/4 K (486 563) or S 50/1.4 K (486 564).	201184
	Angle Base Tool-free, dual-angled base features stepless adjustment from +45° to -45°, for precise and simplified cutting on inside or outside edges.	496134
	Splinter guard Solid one-piece Splinterguard slides easily into place, for a custom fit with any blade, virtually eliminating tearout and time-consuming rework. Fits all Festool TRION and CARVEX Jigsaws.	
	(5 pieces)	490120
	(20 pieces)	490121

Application guide system:
Color code for quickly locating
the appropriate blade type.






















WOOD

PLASTICS

METAL

BUILDING MATERIALS

Metric dimensions binding. Fits both PS and PSB.

		Item #	Qty in pack
Basic		204305	5
		204306	25
Fine Cut		204315	5
		204256 204257	5 25
Straight Cut		204259	5
		204260 204261	5 20
		204262 204263	5 20
		204264	5
Universal		204316 204317	5 20
		204327 204332	5 20
		204335	5
Curves		204267	5
		204265 204266	5 20
Solid Materials		204336	5
Profile		204268	5
Laminate		204269	1
Steel/ Stainless Steel		204270 204271	5 20
		204272	5
Sandwich Materials		204337	5
Abrasive Materials		204343	1
Ceramics		204344	1
Insulation		204345	3

Jigsaw blade range

Material		Saw Blade	Application
WOOD	Wood For outstanding results in wooden materials with high-grade HCS tool steel.	Basic	For quick cuts in wood where high precision is not required.
		Universal	The universal blade for perpendicular cuts fundamentally encompasses all relevant applications involving wood. Also ideal in combination with the Festool guide rail.
		Straight Cut	For highly precise perpendicular cuts thanks to extremely sharp Japanese teeth – the fibres are firstly scored, then cut through cleanly.
		Curves	Ideal for curves – even extremely tight radii are possible.
		Fine Cut	For precisely cut and splinter-free surfaces.
PLASTICS	Plastic materials Specially designed for excellent cutting results in virtually all plastics.	Solid Materials	For the toughest demands such as plastic solid material and fibre-reinforced plastics.
		Profile	For plastic profiles, acrylic glass (e.g. Plexiglas®) and soft plastics.
		Laminate	For laminate and boards bonded with melamine resin (e.g. Trespa®).
METAL	Metal Rippled basic form made from HCS bimetal – ideal for machining metals such as aluminium and steel.	Steel/Stainless Steel	For machining aluminium, non-ferrous metals and steel.
		Sandwich Materials	For sandwich materials.
BUILDING MATERIALS	Building materials Carbide-tipped for the longest service life even with abrasive materials.	Abrasive Materials	For gypsum and cement-bonded chipboard and fibreboard.
		Ceramics	For machining brickwork and ceramics.
		Insulation	For soft insulating materials, cardboard and polystyrene.

Metric dimensions binding. Fits both PS and PSB.

Anatomy of a Festool Jigsaw Blade

Engineered for cutting efficiency, long life, and superior cut results, Festool T-shank jigsaw blades fit most professional jigsaws and are available for various materials.

Whether cutting wood, plastics, non-ferrous metals, steel, or special materials like fiberglass and foam, these blades have you covered. And they're designed for various cut types—straight and splinter-free, curves, bends, and thick-material cutting.



Jigsaw blade set
204275

- including:
- 5 Wood Fine Cut saw blades (204256, S 75/2,5/5);
 - 5 Wood Universal saw blades (204316, S 75/4 FSG/5);
 - 5 Wood Straight Cut saw blades (204260, S 75/2,8/5);
 - 5 Wood Curves saw blades (204265, S 75/4 K/5);
 - 5 Wood Basic saw blades (204305, S 75/4/5)

Key to tooth / pitch / type / material



Conically ground teeth for clean cuts



HCS tool steel: the standard quality for all wood materials



HS bimetal: long service and high cutting capacity



Hard-soldered, carbide-grit edge



Corrugated blade, precision-milled teeth



Carbide-tipped (HM): resistant to high temperatures and hard-wearing



Oscillating Multi-Tool.

Limitless functionality and keyless system.

The ultimate in versatility, the cordless VECTURO oscillating multi-tool combines limitless functionality with exceptional controllability — delivering precise results in the trickiest of places.



VECTURO Cordless Oscillating Multi-Tool allows versatile and limitless functionality for the trickiest of places.



OSC 18 Cordless Oscillator

Basic	Set	EI-Set
574853	574850	574855

- Complete cordless mobility thanks to the 18V lithium-ion battery pack
- Optional system accessories make it possible to create precisely guided plunge cuts and saw with minimal dust generation – even when working overhead
- Noise and vibration damping for optimum comfort while working. The anti-vibration system ensures that the housing and motor are completely isolated
- Brushless EC-TEC motor with variable speed control enables work to progress as quickly as possible
- The keyless quick-change system with StarlockMax® tool holder enables tools to be changed quickly without the need for additional equipment



Getting Started




Quick-change Starlock® integration
Decrease your set-up times with saw blades and accessories that can be changed without the need for additional equipment.





Specifications	
Battery voltage	18 V
Li-ion battery capacity	3.1 Ah
Speed	10,000 - 19,500 RPM
Amplitude	2 x 2.0°
Tool Holder	StarlockMax
Compatibility	StarlockMax / StarlockPlus / Starlock
Weight with Li-ion	3.52 lbs (1.6 kg)

Metric dimensions binding.

Relaunching Summer 2020



OSC 18 Accessories

	<p>Plunge Base</p> <p>Equipped with a depth stop for defined plunge cuts and an extractor connector for removing dust when sawing; can be used with offset saw blades</p>	203254
	<p>Depth Stop Set</p> <p>Enables plunge cuts with a defined depth; includes an adapter for fitting accessories without tools; working angle can be flexibly adjusted; contains two inserts: A rotating depth stop for plunge cuts and a sliding shoe for long, straight cuts</p>	203255
	<p>Dust Extraction Device</p> <p>Provides an optimal view of the workpiece; makes it possible to saw with minimal dust generation; machine can be safely guided with both hands</p>	203256
	<p>Position Aid / Depth Stop / Dust Extraction Device Set</p> <p>OSC-AH Positioning Aid; OSC-TA Depth Stop; OSC-AV Dust Extraction Device; OSC-A Adapter</p>	203258













*(Available with the Basic Set (574850), EI Set (574855) and as additional accessories.)



Dust extraction device
For sawing with minimal dust and having a clear view of the workpiece. Ideal for sawing overhead.



Depth stop
Designed for maximum precision, the depth stop lets you set and control the depth of your cut at multiple angles.

Material			Item #	Qty
WOOD	Wood Double-row original Japanese-style toothing for highly precise cuts and clean cutting edges.		HSB 50/35/J/OSC/5 1-3/8" (35 mm) x 2" (50 mm)	203333 5
			HSB 50/65/J/OSC/5 2-1/2" (65 mm) x 2" (50 mm)	203332 5
	Wood Made of high-grade bimetal; with grip protector; dia. 4" (100mm).		HSB 100/Bi/OSC 100 mm	203334 1
UNIVERSAL	Universal Made of high-grade bimetal; ideal for plunge cuts; for universal use; extremely durable and robust.		USB 78/32/Bi/OSC/5 32 mm x 78 mm	203337 5
			USB 78/35/Bi/OSC/5 35 mm x 50 mm	203338 5
			USB 78/42/Bi/OSC/5 42 mm x 78 mm	203336 5
			USB 50/65/Bi/OSC/5 65 mm x 50 mm	203960 5
SPECIAL BLADES	Segment Segment saw blade for removing window glass (window putty)		SSB 32/OSC	204410 1
	Diamond Suitable for cutting joints in marble, epoxy resin, trass, hard epoxy and cement		SSB 90/OSC/DIA 90 mm	204414 1
	Scraper Scraper for removing tile cement, old paint, glue residues, silicones, carpeting and under-floor coatings		SSP 52/OSC 204412	204412 1

The new innovative tool holder for changing accessories and consumables without the need for additional equipment.

Compatibility: The STARLOCK® system is divided into three performance classes to protect individual machines from overloading and damage:

The VECTURO OSC 18 is equipped with a StarlockMax® tool holder, making it compatible with all Starlock® accessories.

For the tool holder, compatibility with accessories is in one direction only – backwards compatible from StarlockMax® to Starlock.®





Routers.

Uncompromised accuracy and control.

Our routers surpass the most demanding requirements. But even more surprising is the versatility, accuracy, and ergonomic comfort and control present across the lineup. Couple our routers with a CT Dust Extractor or FS Guide Rail to experience an incomparable system working at all levels.




Jason Bent

FESTOOL

FS 1080/2

OF 1010 Router

is compact and easy to maneuver with unmatched dust extraction.



Mullaney Woodworks



OF 1010 EQ

574691

- Ergonomic handle with full-grip is designed for increased control and reduced fatigue with power switch and speed control at the fingertips.
- The OF 1010 EQ Router provides a smooth 2-1/8" plunge action which enables you to maintain complete control with a quick and secure plunge lock.
- MMC electronic controls provide constant speed under load for improved cut quality, step-less variable speed, and overload and thermal protection.
- Micro-adjustable depth control to 1/256" (1/10 mm) which allows you to dial in your routing with tremendous precision.surfaces from damage.

Standard package includes

Collet—1/4"	
Collet—8 mm	
Chip Catcher	
Dust Extraction Hood	
Guide Rods	
Guide Stop	
Standard U.S. Guide Bushing Adapter	
Plug-It Power Cord	
SYSTAINER	SYS 3 TL

Specifications

Power consumption	1,010 watt
Idle engine speed	10,000 - 23,000 RPM
Collet dia.	1/4" - 5/16" (6 - 8 mm)
Plunge depth	2-1/8" (55 mm)
Routing depth fine adjustment range	5/16" (8 mm)
Max. cutter diameter	2" (50 mm)
Weight	5.95 lbs (2.7 kg)

Metric dimensions binding.



OF 1010 Accessories



Guide Stop 488752

Adapt routers to Guide Rails for perfectly guided cuts. Slot in base engages rib on Guide Rail.



Fine Adjustment 488754

Quick and precise adjustment when using router with Guide Stop (488 752) or edging plate. Allows for 1/256" (1/10 mm) fine adjustment.



Edge Guide 489427

Stable guidance for accurate grooves, flutes, dados, rabbets and more. Includes Guide Rods (495 247); does not include Dust Hood (437 307).



Fine Adjuster 483358

Quick and precise adjustment when using router with Guide Stop (488 752) or Edging Plate. Allows for 1/256" (1/10 mm) fine adjustment. (Shown attached to Edge Guide (489 427), not included)



Chip Catcher 493180

Swiveling Chip Catcher deflects chips and dust in edge-forming operations, further enhancing dust extraction efficiency.



Extension table 488756

Extends support area for edge trimming. Small center bore facilitates edge and corner routing. Outrigger handle for additional support.



Hard Fiber Base Runner 489229

Customize the solid base piece hole diameter with a plunge bit to meet your needs. Provides support across the entire surface of the router base. Ideal for working with smaller diameter bits especially for greater support on outside corners. Does not have the center bore.



Trammel Unit 483922

Rout circles and decorative curves up to 29-7/8" (760 mm) in diameter.



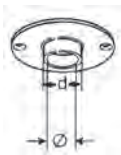
Collet

1/4" collet with nut	488761
8 mm collet with nut	488755



Template

10.8 mm OD / 9 mm ID	486029
13.8 mm OD / 11 mm ID	484176
17 mm OD / 15 mm ID	486030
24 mm OD / 21 mm ID	486031
27 mm OD / 25 mm ID	486032
30 mm OD / 27 mm ID	486033
40 mm OD / 37 mm ID	486034



OF 1400 Router
is the most versatile router with power for most
tasks and small enough for precise control.



Against The Grain
Woodworking



OF 1400 EQ

574692

- Ergonomic handle with full-grip is designed for increased control and reduced fatigue with power switch and speed control at the fingertips.
- The OF 1400 EQ Router provides a smooth 2-3/4" plunge action on precision ground rods and a double column clamp with a quick and secure plunge lock.
- Micro-adjustable depth control to 1/256" (1/10 mm) with ball detents which allows you to dial in your routing with tremendous precision.
- MMC electronic controls provide constant speed under load for improved cut quality, step-less variable speed, and overload and thermal protection.

Standard package includes

Collet—1/4"	
Collet—8 mm	
Collet—1/2"	
Chip Catcher	
Dust Extraction Hood	
Guide Rods	
Standard U.S. Guide Bushing Adapter	
Plug-It Power Cord	
SYSTAINER	SYS 4 TL

Specifications

Power consumption	1,400 watt
Idle engine speed	10,000 - 22,500 RPM
Collet dia.	1/4" - 1/2" (6 - 12.7 mm)
Plunge depth	2-3/4" (70 mm)
Routing depth fine adjustment range	5/16" (8 mm)
Max. cutter diameter	2-1/2" (63 mm)
Weight	9.92 lbs (4.5 kg)

Metric dimensions binding.



David Maquilon



Edge Guide
492636

Quickly and easily rout grooves, flutes, dados, ploughs and rabbets with guided precision.

Includes:
Dust Hood (489 565).
Does not include Guide Rods (495 247).



OF 1400 Accessories



Guide Stop 492601
Adapt routers to Guide Rails for perfectly guided cuts. Slot in base engages rib on Guide Rail. Includes Router Support (438 608). Does not include Guide Rods (495 247).



Chip Catcher 492732
Swiveling Chip Catcher deflects chips and dust in edge-forming operations, further enhancing dust extraction efficiency.



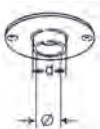
Base 492574
Accessory base for use with small diameter edge-forming bits. Provides stability on outside corners by extending the base to the inside near the bit.



Table Widener 493233
Oversized, heavy-duty baseplate with integrated rotating chip catcher. Increased hole diameter size for larger edge-forming bits. Increased base width for greater support. Aids starting and finishing cuts with extended base surface.



Collet
1/4" collet with nut 494463
3/8" collet with nut 494464
8 mm collet with nut 494460
1/2" collet with nut 494465



Template
24 mm OD / 21 mm ID 492183
27 mm OD / 25 mm ID 492184
30 mm OD / 27 mm ID 492185
40 mm OD / 37 mm ID 492186

OF 2200 Router
is our most powerful and easy to control routers.



OF 2200 EB

574689

- Easily plunge into 8/4 hard maple and make a 1/2" groove in a single pass.
- With 2200 watts of power, you might think you are working with a portable shaper.
- Designed for exceptional maneuverability on the jobsite or in the shop.

Standard package includes

Collet—1/2"	
Chip Catcher	
Dust Extraction Hood	
Standard U.S. Guide Bushing Adapter	
SYSTAINER	SYS 4 TL

Specifications

Power consumption	2,200 watt
Idle engine speed	10,000 - 22,000 RPM
Collet dia.	1/4" - 1/2" (6 - 12.7 mm)
Plunge depth	3-5/32" (80 mm)
Routing depth fine adjustment range	3/4" (20 mm)
Max. cutter diameter	3-1/2" (89 mm)
Weight	17.2 lbs (7.8 kg)

Metric dimensions binding.



OF 2200 Accessories



Accessory Kit 497656

Includes SYS 2 TL (497 564), Parallel Edge Guide (494 680), Guide Rail Base Kit (Base and Stop—494 681), Guide Rods (495 247), Table Widener Base (494 682), Small Bore Base (494 677), Template Guide Base (494 675), Imperial Template Guide Bushings (1/2," 3/4," 1," 1-3/8") (495 339, 495 340, 495 341, 495 342).

Accessory Kit 497655

Includes same as above but with Metric Template Guide Bushing (17, 24, 27, 40 mm) (494 622, 494 623, 494 624, 494 626).



Guide Stop 494681

Includes Guide Stop and accessory offset baseplate for use with OF 2200 and FS Guide Rails. Guide Rods (495 247) not included.



Edge Guide 494680

Create grooves, flutes, dados, ploughs and rabbets by accurately guiding the router. Does not include Dust Hood (489 565) or Guide Rods (495 247).



Rod (2 pieces) 495247

Attach Edge Guides or Guide Stops to routers.



Base 494675

Uniform base support surface with dust extraction channels for use with template guide bushings.



Base 494677

Accessory base for use with small diameter edge-forming bits. Provides stability on outside corners by extending the base to the inside near the bit.



Table Widener 494682

Oversized, heavy-duty baseplate with integrated rotating chip catcher. Increased hole diameter size for larger edge-forming bits. Increased base width for greater support. Aids starting and finishing cuts with extended base surface.



Collet 3/8" collet with nut 494464

8 mm collet with nut 494460

1/2" collet with nut 494465



Template 17 mm OD / 15 mm ID 494622

30 mm OD / 27 mm ID 494625



Template 1/2" OD / 13/32" ID 495339







3/4" OD / 21/32" ID 495340

1" OD / 29/32" ID 495341

1-3/8" OD / 1-1/4" ID 495342



OF 1010 EQ / OF 1400 EQ Accessories

	Hole Drilling Set Includes LR 32 Guide Plate with mandrel (494 340), two side fences consisting of edge stop (485 758) and sliding stop flag (485 759). Packaged in a box. Guide Rail, clamps, and bits sold separately.	583290
	Guide Plate Includes centering mandrel (492 187). Guide Rail, clamps, bits, and side fences sold separately.	494340
	Edge Guide Set Guide Rails a specific distance from edge. Integrated ruler and adjustable stops. For use with the LR 32 system. Includes stop and sliding stop flag (485 759).	485758
	Guide Rail Index Accurately place shelf pin holes and European hardware based on the 32 mm system using the stop to set the distance from the end. Also used to calibrate LR 32 rails to be joined together for taller workpieces. (2 pieces)	496938
	Dowel Drill Bit Brad-point style bit for stopped holes for shelf pins and hardware installation.	491066
	Dowel Drill bit Spear-point bit for through holes for shelf pins or hardware installation.	491064
	Euro-hinge boring bit 35 mm Flat-bottom cutting bit for recessed cup-style hinges.	491077
	Euro-hinge boring bit 20 mm Flat-bottom cutting bit for recessed cup-style hinges.	491072
	Guide Rail FS LR 32 55" (1,400 mm) Guide Rail indexed with a series of holes for 32 mm spacing. Hole drilling set sold separately. FS 1400/2 LR32.	496939
	Guide Rail FS LR 32 95-13/32" (2,424 mm) Guide Rail indexed with a series of holes for 32 mm spacing. Hole drilling set sold separately. FS 2424/2 LR32.	491622

OF Accessories



LR 32 Hole Drilling Set in SYSTAINER

584100

Includes:
SYS 1 TL (497 563); LR 32 Hole Drilling Set (583 290);
LR 32 Guide Rail Connector (496 938) (2 pieces);
Dowel Drill HW D 5 mm—for stopped holes (491 066);
Dowel Drill HW D 5 mm—for through holes (491 064);
Cup Hinge Bit HW D 35 mm (491 077);
Festool 120 Screw Clamps (489 570);
Guide Rail sold separately.

OF Accessories



SYSTAINER T-LOC

497695

Store, organize, and transport up to 40 router bits. Holds 1/4," 8 mm, and 1/2" bits. (Router bits not included)



Routing Aid

495246

Plexiglas Template for mortise, groove, or slot an edge. Integrated ruler and adjustable fences accommodate material from 13/32" (10 mm) to 2-9/32" (50 mm).



Centering Mandrel

492187

Center guide bushings and the LR 32 plate to the collet for accurate routing results. Works with 1/4" and 8 mm collets.



OF 2200 Accessory Kit

Imperial

Metric

497656

497655

Available in both Metric and Imperial sets, these kits provide an organized system to store and transport all OF 2200 accessories. Fully stocked set includes Parallel Edge Guide, Guide Stop, Guide Rods, Table Widener Base, Small Bore Base, Template Guide Base, Offset Base for Guide Rail and Template Guide Bushings.



The MFK 700
Edge Router
has a modular
design that
provides the
perfect edge.

Scan to see more



Scot Ferraro



**Edge Router
MFK 700 EQ Set**

574368



**Edge Router
MFK 700 EQ/B Plus**

574456

- Powerful 720 watt (6.0 amp) motor can easily tackle most trimming, profiling and routing applications with variable speed and detachable cord.
- Vertical and horizontal extra-wide bases provides ample support area for maximum control especially near edges or on narrow stock.
- Micro-adjustable depth control to 1/256 inch (1/10 mm) with dual locking columns for precise routing control.
- Threaded insert to accept template guides and phenolic resin baseplate to easily glide on a surface without marring the material to be routed.



Modular

One motor, multiple bases, and tool-less change. Vertical and horizontal bases are wide for greater stability.



MFK 700 EQ Set
574368

Standard package includes

Collets	1/4" and 8 mm
Dust Extraction Hood	
Vertical Base	
1.5° Horizontal Base	
Feeler Bearing Set	
Plug-It Power Cord	
SYSTAINER	SYS 2 TL

Specifications

Power consumption	720 watt
Idle engine speed	10,000 - 26,000 RPM
Collet dia.	1/4" - 5/16" (6 - 8 mm)
Routing depth fine adjustment range	1/2" (14 mm)
Max. cutter diameter	1-1/4" (32 mm)
Dust extraction connection dia.	1-1/16" (27 mm)
Weight	4.19 lbs (1.9 kg)



MFK 700 EQ/B Plus
574456

Standard package includes

Collets	1/4" and 8 mm
Plug-It Power Cord	
SYSTAINER	SYS 2 TL




Specifications

Power consumption	720 watt
Idle engine speed	10,000 - 26,000 RPM
Collet dia.	1/4" - 5/16" (6 - 8 mm)
Routing depth fine adjustment range	1/2" (14 mm)
Max. cutter diameter	1-1/4" (32 mm)
Dust extraction connection dia.	1-1/16" (27 mm)
Weight	4.19 lbs (1.9 kg)

Metric dimensions binding.











MFK Accessories

Whether trimming laminate or doing fine detail work, the MFK 700 is an excellent choice. Broaden the scope of possibilities with multiple base options or perform guided cuts with the optional parallel edge guide.

MFK 700 EQ / MFK 700 EQ/B Accessories		
	<div>Edge Guide</div> <div>Create grooves, flutes, dados, ploughs and rabbets in parallel to an edge with 1/256" (1/10 mm) fine-adjustment ability. Included dust extraction hood accepts standard 27 mm hose. (Includes guide rods, as pictured)</div>	495182
	<div>Router Table</div> <div>0° degree Horizontal base unit allows for the usage of bearing-less bits, and designed for straight routing. Features 1/256" (1/10 mm) adjustment.</div>	491427
	<div>Router Table</div> <div>1.5° degree Horizontal base unit allows for the usage of bearing-less bits, while providing a no-file edge. Includes base, bearing set, and dust hood.</div>	495165
	<div>Collet</div> <div>1/4" collet with nut</div>	488761
	<div>8 mm collet with nut</div>	488755

For a complete list of accessories, including bits and cutters, visit [festoolcanada.com](https://www.festoolcanada.com)

MFK Router Bits

	Description	Shank Diameter	Cutter Diameter	Working Length	Total Length of Bit	Radius	Chamfering Angle in ° (F)	Item #
Straight Edge Trimming Bits								
	1 HW Replaceable Knife Two Flute Edge Trimming Cutter	8 mm	19 mm (3/4")	12 mm (15/32")	52 mm (2-1/16")			499806
	Replacement Knife 12 x 12 x 1.5 mm, 4 pieces							491391
	3 HW Two Flute Edge Trimming Cutter	8 mm	19 mm (3/4")	16 mm (5/8")	46 mm (1-13/16")			491666
Chamfer Bits								
	4 HW Replaceable Knife Chamfer Bit with Bearing	8 mm	27 mm (1-1/16")	8 mm (5/16")	55 mm (2-5/32")		45°	499807
	Replacement Knife 12 x 12 x 1.5 mm, 4 pieces							491391
	6 Chamfer/Edge Trimming Bit with Bearing	8 mm	24 mm (15/16")	11 mm (7/16")	54 mm (2-1/8")		45°	491026
	7 HW Chamfer Cutter	8 mm	25 mm (31/32")	11 mm (7/16")	50 mm (1-31/32")		30°	499800
	8 HW Chamfer Cutter	8 mm	26 mm (1-31/32")	7 mm (9/32")	48 mm (1-7/8")		45°	499799
Radius Bits								
	9 HW Replaceable Knife Radius Router Bit	8 mm	28 mm (1-3/32")	3 mm (1/8")	55 mm (2-5/32")	1 mm (1/32")		499811
	Replacement Knife, Radius: 1 mm, 2 pieces							500372
	11 HW Replaceable Knife Radius Router Bit	8 mm	28 mm (1-3/32")	3 mm (1/8")	55 mm (2-5/32")	1.5 mm (1/16")		499810
	Replacement Knife, Radius: 1.5 mm, 2 pieces							500371
	13 HW Replaceable Knife Radius Router Bit	8 mm	28 mm (1-3/32")	3 mm (1/8")	55 mm (2-5/32")	2 mm (3/32")		499809
	Replacement Knife, Radius: 2 mm, 2 pieces							500370
	15 HW Replaceable Knife Radius Router Bit	8 mm	28 mm (1-3/32")	3 mm (1/8")	55 mm (2-5/32")	3 mm (1/8")		499808
	Replacement Knife, Radius: 3 mm, 2 pieces							500369
Planing Bits								
	17 Plane Router Bit for Beveled Edging	8 mm	28 mm (1-3/32")	7 mm (9/32")	40 mm (1-9/16")		15°	500368

Due to the nature of the horizontal base design, there is a limit to the bit size for use in this configuration. Do not use a bit with a cutting length greater than 5/8" (16 mm) and a shank length of 1-13/16" (46 mm). For greatest range of adjustment, a 3/4" (19 mm) bit diameter is recommended. Metric dimensions binding. Fractional measurements provided to nearest 32nd of an inch for reference only.

Router Tables.

Uncompromised accuracy and control.

Designed to work with the Festool OF 1400 and OF 1010 routers, our CMS System offers a smooth-as-glass sliding table, exacting miter gauge, plus featherboard and hold-down options. It all comes together for uncompromised accuracy and control in the workshop or on the jobsite.





CMS Router Tables deliver shop precision to the jobsite.



CMS-GE Router Table Set

203158

With the compact portability and footprint of a benchtop router table, you can carry workshop-level precision anywhere you need to go.

Standard package includes

- CMS-GE Base Unit
- CMS OF Router Insert
- CMS Router Table Fence
- CMS Dust Hood w/ Starting Pin
- CMS Miter Gauge
- CMS Sliding Table
- CMS Table Extension
- CMS Dust Extraction Hose Set
- Table Insert Ring Set



MFT/3 Table sold separately.

CMS-VL Router Table Set

203156

Ideal for onsite work or at the shop, the CMS-VL attaches seamlessly in seconds to the MFT/3 Multifunction Table, combining for a large, stable work surface with integrated routing functionality.

Standard package includes

CMS-VL MFT Base Unit

CMS OF Router Insert

CMS Router Table Fence

CMS Dust Hood w/ Starting Pin

CMS Miter Gauge





CMS Sliding Table



CMS Dust Extraction Hose Set

Table Insert Ring Set

CMS Accessories

Maximize routing surface area and material support with Table Extension, Sliding Table and CMS Miter Gauge accessory options, improving control for precision-milled results. Achieve nearly dust-free routing thanks to above and below the table dust control. Or, complement the CMS with Festool OF 1010 and OF 1400 Routers.

CMS-GE Accessories		
	Angle Stop For use with the CMS Sliding Table, the Miter Gauge delivers total control for repetitive applications, especially for end-grain routing.	574797
	Sliding Table Enhances the surface area of the CMS with a smooth-as-glass forward/backward motion, eliminating play so you get precision milled results.	492100
	Extension table Fits securely to the CMS-GE versions for use as an outfeed extension, increasing material support and enhancing safety when milling longer workpieces.	492092
	Dust Extraction Hose Set Attached to a CT Dust Extractor, ¹ the split hose configuration captures virtually all the dust and debris above and below the table, so you spend less time on needless cleanup.	488292
<small>¹ Fits CT Dust Extractor models CT 26, CT 36, and CT 48. Does not fit CT MINI and CT MIDI.</small>		

		CMS-GE/CMS-VL
	OF 1010 EQ Router The go-to router for most light routing applications, the OF 1010 features one-handed maneuverability, incredible dust extraction, and precision depth control for the most intricate routing tasks. An excellent choice for lighter-duty tasks on the CMS Router Table.	574691
	OF 1400 EQ Router Precise to 1/256," the award-winning OF 1400 offers the best combination of power, precision, depth of cut, and dust extraction on the market. Paired with the CMS Router Table, the OF 1400 is ready for your most critical and demanding routing tasks.	574692

CMS-VL Accessories



Angle Stop

574797

For use with the CMS Sliding Table, the Miter Gauge delivers total control for repetitive applications, especially for end-grain routing.



Sliding Table

492100

Enhances the surface area of the CMS with a smooth-as-glass forward/backward motion, eliminating play so you get precision milled results.



Dust Extraction Hose Set


488292

Attached to a CT Dust Extractor,¹ the split hose configuration captures virtually all the dust and debris above and below the table, so you spend less time on needless cleanup.

¹ Fits CT Dust Extractor models CT 26, CT 36, and CT 48. Does not fit CT MINI and CT MIDI.



Sliding Table Smooth guidance for precision milled results.



CMS Table Extension Increased surface area for material support.



CMS Miter Gauge Total control for repetitive cuts.



CMS Dust Extraction Efficient chip elimination.



Edge Banding.

Delivering a perfect edge.

With the handheld CONTURO Edge Bander, you can apply edge banding in the shop or on the jobsite with unprecedented ease and efficiency. You can go at radii, rectangular shapes, or custom pieces with equal simplicity.



Scan to
see more

The CONTURO Edge Bander for meticulous, easy and efficient edge banding.



CONTURO KA 65

574609

- Inexpensive compared to alternatives like stationary edge banding machines
- Capable of edge banding curves, circles, convex and concave radii and inside corners
- Electronically controlled precision glue distribution system for maximum adhesion
- Compact, portable, ergonomic design for easy use and flexibility
- Optional table mounting for working with small work pieces

Standard package includes

Support Handle	
Natural EVA Adhesive (4x)	
SYSTAINER	SYS 34 TL

Specifications

Power consumption	1,200 watt
Edge height	3/4" - 2-9/16" (18 - 65 mm)
Max. edge thickness	1/64" - 1/8" (0.5 - 3.0mm)
Inner radius	> 2" (50 mm)
Melting temperature	212 - 410°F (100 - 210°C)
Feed speed	6.56/13.1 ft./min (2/4 m/min)
Heating time	8 min
Safety class	I
Weight	17.41 lbs (7.9 kg)

Metric dimensions binding.



CONTURO Edge Bander Set

574616

Includes:

KB-KA 65 SYS; Edge Bander plus Edge Trimming Set; Support Handle;
 (4x) Natural EVA Adhesive; Edge Banding Reel; Scraper; (3x) StickFix® Base Kit w/ Felt Pads;
 (5x) Polishing Felt; (20x) 80x133 P320 Brilliant 2 Abrasive Sheets;
 Hand-Sanding Block 3-5/32" x 5-15/64" (80 x 133 mm); (5x) StickFix® Sanding Cloth S 800;
 2x SYSTAINER 4 T-LOC.



Scan to
see more



MFT/3 CONTURO









500869

Quickly and easily mount the Conturo to this stationary table for improved surface area. Perfect for small pieces that would otherwise be difficult to work on with the handheld CONTURO alone.

Includes:

Table; Table Insert; Adapter Plate;
 Guide Plates (15x); and Cross Members.

CONTURO Accessories








	Natural EVA Edge Banding Natural color adhesive (48 pieces).	499812
	White EVA Edge Banding White color adhesive (48 pieces).	499813
	Black EVA Edge Banding Black color adhesive (48 pieces).	200060
	Brown EVA Edge Banding Brown color adhesive (48 pieces).	200059
	Adapter Plate Mount the CONTURO into the Table Insert (500 366) for stationary edge banding applications.	500175
	Perforated plate Provides a work surface when coupled with Adapter Plate (500 175) for stationary edge banding applications.	500366
	Guide Plate Guide Plates for KA 65 Table Insert (500 366). Provides low-friction surface area for stationary edge banding applications. (15 pieces)	500367
	Edge Banding Trimmer Cuts edge banding for flawless seams up to 65 mm high and 2 mm thick. Cuts right and left sides as well as circular edging applications.	499896



Edge Bander Trimmer Set

500177

Includes:
Edge Banding Reel, Additional Roller;
Edge Banding Trimmer; Scraper;
StickFix® Base Kit with Felt Pads (3x);
Polishing Felt (5x);
Abrasive Sheets StickFix Brilliant 2
80 x 133 P320 (20x);
Hand-Sanding Block 80 x 133 mm;
StickFix Sanding Cloth S 800 (5x);
in a SYSTAINER SYS 4 T-LOC.

CONTURO Accessories		
	Edge Bander Magazine Holds additional edge banding for longer runs up to 8 m long, 45 mm high and 2 mm thick.	499479
	Edge Bander StickFix Base Includes a StickFix base, 4 screws, and 3 felt pads for scratch-free performance on delicate surfaces.	499892
	Replacement Felt Replacement felt for KA 65 StickFix base kit. (10 pieces)	499893
	Auxiliary Roller Offers additional pressure point for applying edge banding on tight curves and shaped parts.	499480
	Scraper Radius scraper for edge banding with 1 mm, 1.5 mm, and 2 mm radius settings. 1-3/4" x 1-3/4" x 1/16" (45 x 45 x 1.2 mm).	499749
	Sanding Block Ergonomic hand-sanding block utilizes rectangular (80 x 130 mm) abrasives and polishing felt for finishing edges.	495967
	Polishing felt Polishing felt 80 x 133 mm. For polishing high-gloss edging. (5 pieces)	499894

MFK 700 EQ/B

The MFK 700 EQ/B Trim Router is specifically designed to trim edge banding flush, even on mitered edges, while protecting sensitive materials from burning and melting.

For more information see more on page 106.



Joinery.

Maximize the accuracy, speed, and ease of joinery.

Join the Domino® revolution. Make perfectly aligned, long-lasting, secure joints for furniture, doors, and casework. The DOMINO stands alone as the unmatched solution for repeatable mortise and tenon joinery.





Scan to
see more

The DOMINO® DF 500 joining system for flawless mortises every single time.



Jaida Waggoner



Scan to
see more



DOMINO® DF 500 Q

574332

DOMINO® DF 500 Q Set

574432

- Mortise width adjustment with the turn of a dial allows for easier alignment when joining panels.
- Pivoting Fence allows you to create angled mortises from 0-90° with positive stops at 22.5°, 45°, 67.5°.
- Indexing pins for quick alignment against the edge of the workpiece for accurate placement.



Flexible

Connect frames, panels, tops, and other large joints and pieces and easily disconnect and reconstruct as needed.



DF 500 Q
574332

Standard package includes	
Domino Cutter (1 piece)	5 mm
Support Bracket	
Wrench	
Plug-It Power Cord	
SYSTAINER	SYS 2 TL



DF 500 Q Set
574432

Standard package includes	
Trim Stop	
Cross Stop	
Domino Cutter (1 piece)	5 mm
Support Bracket	
Wrench	
Plug-It Power Cord	
SYSTAINER	SYS 2 TL



Immensely portable

Domino machines let you take the tool to the work and perform mortise-and-tenon joinery in a fraction of the time of stationary machinery.

Specifications	
Power consumption	420 watt
Idle engine speed	25,500 RPM
Max. routing depth	1/16" (28mm)
DOMINO slot cutter dia	3/16" (4mm)
	1/8" (5mm)
	1/4" (6mm)
	5/16" (8mm)
	3/8" (10mm)
Routing height adjustment	1/8" (5mm) - 1-3/16" (30mm)
Mitre routing	0 - 90 °
Weight	7.05 lbs (3.2 kg)

Metric dimensions binding.

The DOMINO® DF 700 joining system provides a solution to the challenge of large scale joinery.



Why choose Festool



DOMINO® DF 700 EQ

574422

DOMINO® DF 700 EQ Set

574447

- Unique, patented cutting action that rotates and oscillates to create perfect, clean, and repeatable mortises every time
- Mortise width adjustment with the turn of a dial allows for easier alignment when joining panels
- Indexing pins for quick alignment against the edge of the work piece for accurate placement
- Tenons up to approximately 5-1/2-Inch in length for large scale projects

Repeatable depth control

Minimize milling time and mistakes with the integrated depth-stop with repeat settings. Provides quick and easy, set-and-forget depth control on repeated operations.



DF 700 EQ
574332



Standard package includes

Domino Cutter (1 piece)	12 mm
Support Bracket	
Wrench	
Plug-It Power Cord	
SYSTAINER	SYS 5 TL

DF 700 EQ Set
574432



Standard package includes

Trim Stop	
Cross Stop	
Domino Cutter (1 piece)	12 mm
Support Bracket	
Wrench	
Plug-It Power Cord	
SYSTAINER	SYS 5 TL



Fast


Quick and simple machining processes with the Domino Joiner provide the basis for rapid assembly of flat and corner joints utilizing Domino fasteners for knock-down design. Allowing for rapid building, moving, and reassembling of large pieces.

Specifications

Power consumption	720 watt
Idle engine speed	21,000 RPM
Max. routing depth	2-3/4" (70mm)
DOMINO slot cutter dia	5/16" (8mm) 3/8" (10mm) 1/2" (12mm) 9/16" (14mm)
Routing height adjustment	3/8" (10mm) - 1-15/16" (50mm)
Mitre routing	0 - 90 °
Weight	11.46 lbs (5.2 kg)

Metric dimensions binding.

DOMINO® Connectors and Tenons



DOMINO connector range
203170



DF 500 Q Domino Tenon Assortments



Corner Connection 203166
KV D8/50
The DOMINO/DOMINO KV D8/50 connector is positioned both in the casework panel and the base of the structure with the DOMINO jointer DF 500.



Corner connection 203168
KV-LR32 D8/50
The DOMINO/LR 32 KV-LR 32 D8/50 connector is positioned both in the casework panel in a 5 mm hole in the series of holes and the base of the structure with the DOMINO jointer DF 500.



Center panel connector 203167
MSV D8/25
The DOMINO/DOMINO MSV D8/25 connector is positioned both in the casework panel and the base of the structure with the DOMINO jointer DF 500 for 25 center panel joints with the DF 500.



Center panel connector 203169
MSV-LR32 D8/25
The DOMINO/LR 32 MSV-LR 32 D8/25 connector is positioned both in the casework panel in a 5 mm hole in the series of holes and the base of the structure with the DOMINO jointer DF 500.



Drilling template 203164
Drill template is required for drilling holes in the surface of the DOMINO D 8 mm joint fixture adapted to Festool D15 hinge location cutter, no. 203165.



Hinge location cutter 203165
The drill bit is adapted to Festool drill template no. 203164 Shaft mount: CENTROTEC 15 mm hinge location cutter is required for drilling holes in the surface of the DOMINO D 8 mm joint fixture.

ASSORTMENT SYSTAINERS			
Assortment SYS			498899
Includes:		Qty.	
Beech 4 x 17 x 20 mm;		450	
Beech 5 x 19 x 30 mm;		225	
Beech 6 x 20 x 40 mm;		150	
Beech 8 x 22 x 40 mm;		100	
Beech 8 x 22 x 50 mm;		75	
Beech 10 x 24 x 50 mm;		60	
Cutter 4 mm;		1	
Cutter 5 mm;		1	
Cutter 6 mm;		1	
Cutter 8 mm;		1	
Cutter 10 mm;		1	
SYS 2 SYSTAINER		1	
SYS 2 TL with dividers			498889
With dividers and labels for storing, organizing, and transporting Domino tenons. No tenons included.			



Beech Tenons
Made from solid hardwood stock, Domino Beech tenons form the basis of strong joints that will last a lifetime and beyond.





DOMINO connector range
201353



DF 700 EQ Domino XL Tenon Assortments



Connector Set 203420
EV/32-Set
32 Anchor Bolts SV-AB D14, 32 Connector Cross
Anchors SV-QA D14, 32 Expansion Anchors SV-SA D1



Connector Set 203421
FV/16-Set
16 Double Bolts SV-DB D14, 32 Cross Anchors SV-QA D14,
64 Half-Shellts SV-V D14 for widening. Used for corner
connection applications.



Domino Cutter 497871
D 14-NL 70 HW-DF 700
14 mm cutter for use with DOMINO fastener system features
durable carbide-tipped design for quick and precise mortises.

ASSORTMENT SYSTAINERS		
Assortment SYSTAINER 8/10 mm		498204
Includes:	Qty.	
Beech 8 x 22 x 50 mm;	48	
Beech 8 x 22 x 80 mm;	38	
Beech 8 x 22 x 100 mm;	36	
Beech 10 x 24 x 50 mm;	82	
Beech 10 x 24 x 80 mm;	52	
Beech 10 x 24 x 100mm;	52	
Cutter 8 mm;	1	
Cutter 10 mm;	1	
SYS 2 SYSTAINER	1	
Assortment SYSTAINER 12/14 mm		498205
Includes:	Qty.	
Beech 12 x 26 x 100 mm;	48	
Beech 12 x 26 x 140 mm;	38	
Beech 14 x 28 x 100 mm;	36	
Beech 14 x 28 x 140 mm;	82	
Cutter 14 mm;	52	
SYS 2 SYSTAINER	52	



Sipo Tenons
Made from African Mahogany, Domino Sipo tenons are rot-resistant, making them ideal for outdoor applications.



DOMINO® Accessories

Extend the range of the Domino® joining system with attachments that deliver precise repeatability, consistent spacing, secure and accurate centering, and more. Since applications range from small to large, a full assortment of tenon types and sizes are also available, with color-coded cutters to match.



DF 500 Q Accessories



Cross Stop

498590

For repeat hole spacing between 3-7/8" and 8-1/16" (100 mm and 205 mm). The Cross Stop enables precise and repeatable mortise placement across the surface or edge of a workpiece. Increase efficiency by eliminating the need for witness or scribe marks. Adjustable-spaced pins register against the starting edge of the material or in the previous mortise for accurate and consistent spacing of mortises.



Trim Stop

493487

For narrow material between 7/8" and 2-3/4" (22 mm and 70 mm) in width. The Domino Trim Stop enables precise and repeatable mortise placement in ends of narrow workpieces, such as rails or spindels. Sides adjust independently for centered or off-center mortising.



Hand rail fence

494847

For centering on round stock between 1-3/8" and 2-3/8" (35 mm and 60 mm) in diameter. The Domino Handrail Fence securely joins round workpieces, such as handrails. Attaches quickly and easily to the Domino Joiner without the need for tools.



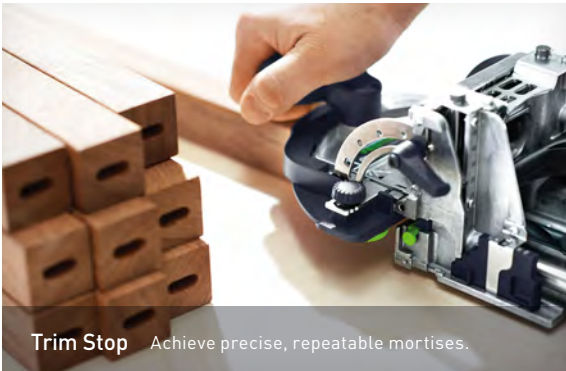
Support Bracket

495666

Easily balance the fence of the Domino Joiner on narrow stock or when used in vertical plunging for increased accuracy in placement of mortises. Integrated flip stops provide reference points at 20mm from the edge.



Cross Stop Eliminate witness marks and guesswork.



Trim Stop Achieve precise, repeatable mortises.



DF 700 EQ Accessories



Cross Stop

498590

For repeat hole spacing between 3-7/8" and 8-1/16" (100 mm and 205 mm). The Cross Stop enables precise and repeatable mortise placement across the surface or edge of a workpiece. Increase efficiency by eliminating the need for witness or scribe marks. Adjustable-spaced pins register against the starting edge of the material or in the previous mortise for accurate and consistent spacing of mortises.



Trim Stop

493487

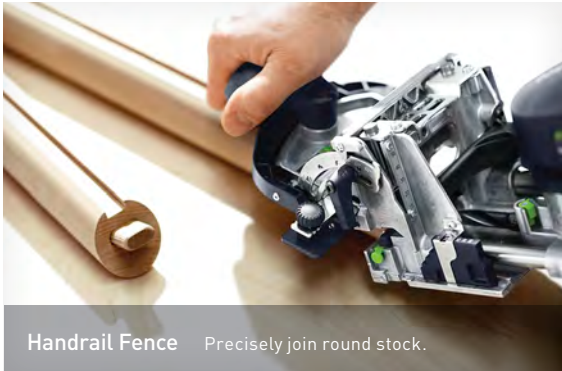
For narrow material between 7/8" and 2-3/4" (22 mm and 70 mm) in width. The Domino Trim Stop enables precise and repeatable mortise placement in ends of narrow workpieces, such as rails or spindels. Sides adjust independently for centered or off-center mortising.




Hand rail fence

494847

For centering on round stock between 1-3/8" and 2-3/8" (35 mm and 60 mm) in diameter. The Domino Handrail Fence securely joins round workpieces, such as handrails. Attaches quickly and easily to the Domino Joiner without the need for tools.



Handrail Fence Precisely join round stock.




Support Bracket Get straight, consistent mortises.



Planer.

Get the results you're looking for faster.

Festool's HL 850 E planer features a single-knife head that cuts with a shearing action. What you get is cleaner glue- or finish-ready cuts, quieter operation and reduced vibration (meaning lower user fatigue). No matter if you're looking to go at your most frequent planing tasks with speed, or bring some architectural refinement to your work, the answer lies with Festool.



Scan to
see more

The HL 850 Planer for tackling the most frequent planing tasks with speed.



Scan to
see more

HL 850 E Planer

576612

- Single knife cutter-head with spiral design with replaceable cutting knife for a smooth, quiet and “chatter-free” cut.
- Multiple head options to create rustic architectural effects in beams and flooring.
- Unlimited rabbeting depth with flush cutter side design and retractable spring-loaded guard.
- Rotary handle depth adjustment allows precise depth setting to 1/256” (1/10 mm) up to 9/64” (3.5 mm).



Using an electric planer right up to the edge or on rabbets often produces unsatisfactory results, as the machine leaves a lip that has to be removed by hand—unless you have the Festool HL 850 planer.

The HL 850 lets you cut flush to an adjacent surface because it can plane across the entire width of the rabbet.



Side-mounted cutterhead

Spiral cutterhead with straight carbide knife for super-smooth, chatter-free cuts and seamless knife changes.











HL 850 E
576612








Standard package includes	
Parallel Stop	
Standard Planer Head	
Solid Carbide Standard Blade	
Rabbet Depth Guide	
SYSTAINER	SYS 3 TL

Specifications	
Power consumption	850 watt
Planer shaft speed	11,000 RPM
Planing width	3-1/4" (82 mm)
Planing depth	0" (0) - 1/8" (3.5 mm)
Rabbeting Depth	Unlimited
Dust extraction connection dia.	1-1/2" (36 mm)
Weight	8.6 lbs (3.9 kg)

Metric dimensions binding.

Planer Accessories

Heads & Blades		
	Planer Head Standard planer head with solid carbide spiral blade HM 82 SD.	484520
	Planer Head Rustic fine planer head with HSS spiral blade HS 82 RF.	484521
	Planer Head Rustic coarse planer head with HSS spiral blade HS 82 RG.	484522
	Planer Head Rustic undulating planer head with HSS spiral blade HS 82 RW.	485331
	Spiral Blade For standard, smooth head.	484515
	Spiral Blade For rustic, fine head.	484518
	Spiral Blade For rustic, coarse head.	484519
	Spiral Blade For rustic, undulating.	485332

Heads & Blades		
	Angle Stop Large fence for secure and precise planing at angles of 0°–45°. Stop area 13-3/4" x 3" (350 x 75 mm).	485018
	Parallel Side Fence For side guidance, adjustable from 0 to 3-15/64" (0–82 mm).	484513
	Rabbet Depth Stop For rabbet depths of 0 to 1-3/16" (0–30 mm).	484512
	Suction Adapter Removable dust port adapter for chip collecting bag and connects to CT hose. Suction hose D 36 mm recommended (not included).	484507
	Screw Clamps For securing bench unit to the Festool MFT or workbench. Clamping width 4-1/4" (120 mm). (2 pieces)	489570
	Antistatic Hose With rotating connector and reducing sleeve. 36 mm hose is recommended for maximum dust extraction efficiency. 1-7/16" x 11.5' (36 mm x 3,5 m) AS	452882
	SYSTAINER T-LOC For storing, protecting, and transporting accessory planing heads and replacement blades with removable cubes to conform to different shapes.	497696

Cordless. Portable power in the palm of your hand!

Festool offers a wide range of drill drivers that make installing everything from drywall to cabinets a breeze.



Scan to see more
on these products



DWC 18 Drywall Gun for hanging drywall faster, with less fatigue.



DWC 18-4500 Drywall Gun

Basic 201675

Set 575757

- Quiet, smooth, and tireless operation with EC TEC Brushless Motor.
- Increased battery life with on-demand operation. The motor only runs when the screw is driven.
- Excellent depth control with precision micro-adjust. Detachable, user-serviceable magazine for problem-free operation.



Bluetooth® Battery Pack 3.1 Ah

Compatible with DWC 18, T 18, and C 18 drills.
203800



The 3.1 Ah Compact battery pack is very light weight and ideal for drilling and screwdriving of applications that require low power.

Ergonomically designed to reduce fatigue and sustain efficiencies throughout the workday, increasing productivity and maximizing the return on your investment.



Efficiency

With motor speed of 4,500 RPM, coupled with the auto-feed magazine using collated screws, makes fast work of hanging sheets while the impulse-drive functionality provides exceptional battery life.



Accuracy

Sink screws consistently and precisely (to 1/256") with mechanical and electronic depth control with automatic cut-off to prevent overdriven fasteners saving material as well as time in re-work to achieve quality results.



Specifications	
Battery voltage	18 V
Idle engine speed	0 - 4 500 RPM
Max. machinable screw length (magazine attachment)	2" (55mm)
Tool holder	1/4"
Li-ion battery capacity	5.2 Ah
Weight with depth stop	4.19 lbs (1.9 kg)
Weight with magazine attachment	5.07 lbs (2.3 kg)

Metric dimensions binding.



Relaunching Summer 2020



PDC 18 Drill

the most durable and versatile drill ever.



PDC 18 Drill

Basic	574700
Set	575756

- Driven by a four-speed gearbox- low to hog out material, high-speed hammer function to plow through concrete, or mid-range for all common drilling applications.
- Supported by its own set of FastFix interchangeable chucks and the complete Centrotec bit change system.
- EC-TEC brushless motor-coupled with lithium-ion battery technology- provides long run times as well as jobsite tough durability.


Bluetooth® Battery Pack 5.2 AS-ASI
Compatible with DWC 18, T 18, and C 18 drills.
202480





Right Angle Chuck

Included with the PDC set, the Right Angle attachment allows drilling and driving in tight spaces.




See more on all
Drills & Drivers



With the PDC, Festool set out to create the ultimate drilling machine. Four-speed gearbox, hammer function, FastFix interchangeable chucks, highly durable construction, and EC-TEC motor combine for the ultimate in power.

Specifications	
Battery voltage	18 V
Li-ion battery capacity	5.2 Ah
Max. number of strokes	76 000 RPM
Max. torque, wood/steel	354.0 lb (40 Nm)/ 531.0 lb (60 Nm)
Drilling diameter (wood/steel)	2" (50mm) / 1/16" (13mm)
Drilling diameter in brickwork	3/8" (10mm)
Chuck range	1/16" (1.5mm) - 1/2 " (13mm)
Weight with Li-ion	4.41 lbs (2 kg)

Metric dimensions binding.



Relaunching Summer 2020



BHC 18 Rotary Hammer built for the toughest demands.



BHC 18 Rotary Hammer

Basic 574724

Set 575699

- The best power-to-weight ratio in its class.
- Compact and ergonomic C-handle design.
- Light weight and low vibration makes for efficient and comfortable one-handed use, whether for extended periods or even overhead applications.

SORTAINER SYS 4

200119

Three large drawers with dividers in an all-new, lighter format than traditional SORTAINERS. Optional Storage Boxes can be used for even greater organization for greater onsite efficiency.




See more storage and mobility options on page 53.



Compact, yet packs a punch.

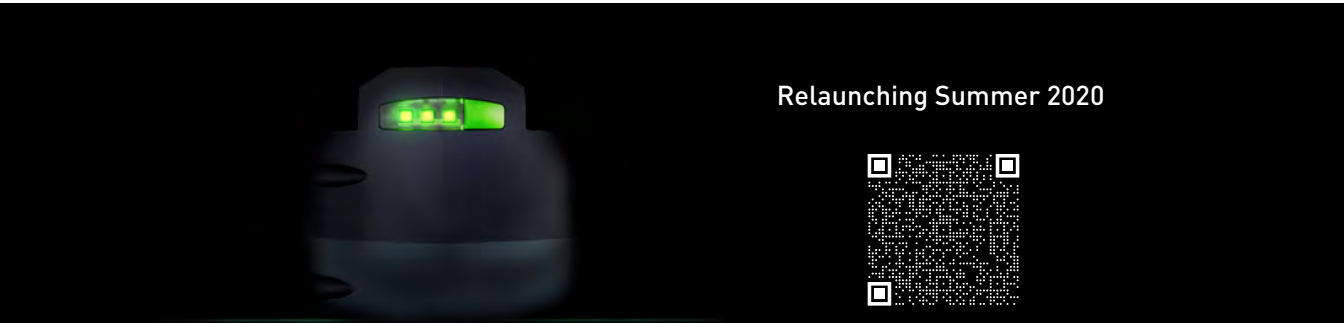
The compact C-handle design delivers a streamlined pressure point, resulting in greater control and more comfortable handling, while maintaining power and capability, even for hard-to-reach applications.



See more on all
Drills & Drivers

Specifications	
Battery voltage	18 V
Li-ion battery capacity	5.2 Ah
Max. number of strokes	4 895 RPM
Max. torque, wood/steel	88.5 in-lb (10 Nm)/ 221.3 in-lb (25 Nm)
Drilling dia. (concrete)	11/16" (18mm)
Weight with Li-ion	5.73 lbs (2.6 kg)

Metric dimensions binding.



Relaunching Summer 2020



Drill Accessories

No drill system comes close to the versatility of the Festool design. In seconds, FastFix chucks seamlessly change a Keyless Chuck drill into a right-angle drill, then into an offset driver and into a depth-stop driver. And, with the Centrotec Chuck system, switching between bit holders and drill bits is fast and easy.

Scan to see more



PDC 18 - Drill

	Angle Attachment Right Angle attachment for right angle drilling and driving.	769097
	Depth Stop Chuck Drive screws to a consistent depth using Socket Wrench or any 1/4" hex drive tip. Equipped with replaceable Guard Rings. PH2 bit included. For use with Depth Stop Chuck (769126).	769126
	Guard Ring - 17 mm Rubber ring to help to protect soft surfaces when driving fasteners. Internal diameter of 17 mm (21/32").	768125
	Guard Ring - 23 mm Rubber ring to help to protect soft surfaces when driving fasteners. Internal diameter of 23 mm (29/32").	768127
	Adapter FastFix Adapter, equipped with 3/8" socket post.	769064
	Keyless Chuck Standard replacement chuck. Up to 1/2" capacity. Ratcheting sleeve for increased retention.	769067
	Keyless Chuck Metal-sleeved chuck. Up to 1/2" capacity. Ratcheting sleeve for increased retention.	769065
	Rubber Bumper Attaches to any 18 V batteries that are supplied with belt hooks. Provides an additional layer of protection especially for rough site usage.	769240
	Drilling dust nozzle Designed to attach to the surface through suction when paired with a Dust Extractor, capturing dust particles for a cleaner worksite.	500483
	Auxiliary handle The Side Handle provides ergonomic grip for greater control and comfort.	768615
	Centrotec Chuck Quick-release chuck provides two points of contact for bits and accessories. Using Centrotec accessories, precision-milled sleeve acts like bushing, prevents wobble.	492135



BHC 18 - Rotary Hammer



Rubber Bumper 769240

Attaches to any 18 V batteries that are supplied with belt hooks. Provides an additional layer of protection especially for rough site usage.



Drilling dust nozzle 500483

Designed to attach to the surface through suction when paired with a Dust Extractor, capturing dust particles for a cleaner worksite.



Auxiliary handle 768615

The Side Handle provides ergonomic grip for greater control and comfort.



Adapter 769068

Allows SDS drive hammerdrills to adapt to Centrotec Chuck and accessories.



Centrotec Chuck 492135

Quick-release chuck provides two points of contact for bits and accessories. Using Centrotec accessories, precision-milled sleeve acts like bushing, prevents wobble.



DWC 18-4500 - Drywall Gun



PH bit PH 2-AF-55 3x DWC 18 769124

Elongated Phillips driver bit for use with magazine attachment. Compatible with a majority of collated screws for drywall.



Bit Holder BH-DWC 769125

Bit holder equipped with 1/4" drive compatibility. For use with the depth stop cone.



Drywall Screws

Fine thread screws for fastening in metal studs and substructures. Collated strips. Available in 25 mm (1") and 35 mm (1-3/8") lengths. 1,000 per box.

C FT 3.9x25 1000x 769142

C FT 3.9x35 1000x 769143



Drywall Screws

Coarse thread screws for fastening in wood studs and substructures. Collated strips. Available in 35 mm (1-3/8") and 45 mm (1-3/4") lengths. 1,000 per box.

C CT 3.9x35 1000x 769144

C CT 3.9x45 1000x 769145



Magazine attachment (included with Basic and Plus sets) 202543

Auto-feed magazine features tool-free removal, precision depth control, quick-release button for removing collated screw strips, and field strip capability for easy maintenance and long-life.

T 18 and C 18 Drills
offer light, powerful and durable design that
deliver at every level.



T 18+3 Drill
Classic T model with 18-volt power.

Basic	574764
Set	575695



C 18 Drill
Ergonomic C model with 18-volt power.

Basic	574736
Set	575674

- Brushless motors deliver longer run times, more screws per charge and a significantly longer service life.
- Internal sensors immediately disengage the drill motor once the desired torque setting has been achieved, preventing overdriving and stripping.
- FastFix tool-less chuck exchange system dramatically expands the range, taking the place of five different tools.



Durability

With German build quality and a virtually indestructible motor, you'll be hard-pressed to break this machine.

See more on all
Drills & Drivers



The design and functionality of these drills will have you reaching for them at every turn.

Specifications	
Battery voltage	18 V
Idling speed, 1st gear/2nd gear	0 - 450/0 - 1500 RPM
Chuck range	1/16" (1.5) - 1/2" (13)
Drilling diameter, wood/steel	1-3/4" (40 mm)/ 1/2" (13mm)
Torque setting 1st gear	7.1 lbs (0.8 Nm) - 70.8 lbs (8 Nm)
Torque adjustment 1st/2nd gear	4.4 lbs (0.5 Nm) - 53.1 lbs (6 Nm)
Weight with Li-ion	3.97 lbs (1.8 kg)
C 18 Max. torque, wood/steel	239.0 lbs (27 Nm)/ 398.3 lbs (45 Nm)
T 18 Max. torque, wood/steel	309.8 lbs (35 Nm) / 442.5 lbs (50 Nm)

Metric dimensions binding.



Relaunching Summer 2020



TXS and CXS Drills

ensure maximum comfort over extended use.



TXS Drill Classic T model

Basic	564513
Set	564514



CXS Drill Ergonomic C model

Basic	564534
Set	564535

- These compact cordless drills are the smallest extension to the Festool Li-Ion drill platform.
- Exceptional ergonomics, with a battery design that removes bulk from the handle, ensuring maximum comfort over extended use.
- Switch easily from drilling to fastening without changing the torque setting, with a slip of the lever into independent drill and torque settings.

Compact and lightweight

Weighing in just under 2 pounds, these drills will not leave you feeling fatigued even after all day use.



TXS and CXS Basic

Standard package includes	
MXC Charger	
10.8 V Battery Lithium Ion 2.6 Ah 2x	
3/8" Keyless Chuck	
Centrotec Chuck	
BH 60 Centrotec Bit Holder	
PH 2 Bit	
SYSTAINER	SYS 1 TL

TXS and CXS Set

Standard package includes	
FastFix Right Angle Chuck	
MXC Charger	
10.8 V Battery Lithium Ion 2.6 Ah 2x	
3/8" Keyless Chuck	
Centrotec Chuck	
BH 60 Centrotec Bit Holder	
PH 2 Bit	
SYSTAINER	SYS 1 TL



See more on drills

Specifications	
Battery voltage	10.8 V
Li-ion battery capacity	2.6 Ah
Gears	2
Idling speed, 1st gear/2nd gear	0 - 430/0 - 1300 RPM
Chuck range	1/32" – 3/8" (1 – 10 mm)
Drilling diameter, wood/steel	15/32" (12 mm)/ 5/16" (8 mm)
Torque setting 1st gear	2.7 lbs (0.3 Nm) - 30.1 lbs (3.4 Nm)
Max. torque, wood/steel	88.5 lbs (10 Nm) / 141.6 lbs (16 Nm)
Weight with Li-ion	1.98 lbs (0.9 kg)

Metric dimensions binding.

Drill Accessories





No drill system comes close to the versatility of the Festool design. In seconds, FastFix chucks seamlessly change a Keyless Chuck drill into a right-angle drill, then into an offset driver and into a depth-stop driver. And, with the Centrotec Chuck system, switching between bit holders and drill bits is fast and easy.

Scan to
see more







TXS / CXS - Drills

INTERCHANGEABLE CHUCKS







	Keyless Chuck Standard replacement chuck for the PDC Drill. Up to 1/2" capacity. Ratcheting sleeve for increased retention.	769067
	Keyless Chuck Keyless Chuck for CXS drill with FastFix interface. 1/32" (1 mm)–3/8" (10 mm).	499949
	Angle Attachment Right-Angle Chuck for close quarters. 1/4" Hex drive with magnet accepts 1/4" driver tips. Also accepts Centrotec and FastFix Keyless Chuck.	497951
	Centrotec Chuck Quick-release chuck provides two points of contact for bits and accessories. Using Centrotec accessories, precision-milled sleeve acts like bushing, prevents wobble.	492135

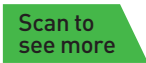
CENTROTEC ACCESSORIES

	Hand Driver Expand the versatility of the entire Centrotec range of drill bits and drivers with this solution for all hand-driving tasks.	200140
	Centrotec Adapter Convert any non-Festool drill for use with the Centrotec System using this adapter which fits into a standard Keyless Chuck. Provides a simple way to make any drill compatible with the Centrotec system.	496450
	Adapter Adapt any Centrotec-equipped drill for use with 1/4" sockets. Ball lock for positive connection and socket retention.	495131
	Adapter Adapt any Centrotec-equipped drill for use with 3/8" sockets. Ball lock for positive connection and socket retention.	495133





T 18+3 / C 18 - Drills

INTERCHANGEABLE CHUCKS		
	Keyless Chuck Standard replacement chuck for the PDC Drill. Up to 1/2" capacity. Ratcheting sleeve for increased retention.	769067
	Keyless Chuck Keyless Chuck for CXS drill with FastFix interface. 1/32" (1 mm)–3/8" (10 mm).	499949
	FastFix Eccentric Chuck Offset, Eccentric Chuck places bit flush to the side, allows drilling/ driving right into corners. Chuck rotates 360° with 16 presets. Quick-release collar will not mar adjoining surfaces.	490294
	FastFix Angle Chuck Right-Angle Chuck for close quarters. 1/4" Hex drive with wire detent, also accepts Centrotec or Keyless Chuck. Chuck rotates 360,° with 16 presets.	490293
	Angle Attachment Right-Angle Chuck for close quarters. 1/4" Hex drive with magnet accepts 1/4" driver tips. Also accepts Centrotec and FastFix Keyless Chuck.	497951
	Centrotec Chuck Quick-release chuck provides two points of contact for bits and accessories. Using Centrotec accessories, precision-milled sleeve acts like bushing, prevents wobble.	492135
CENTROTEC ACCESSORIES		
	Hand Driver Expand the versatility of the entire Centrotec range of drill bits and drivers with this solution for all hand-driving tasks.	200140
	Centrotec Adapter Convert any non-Festool drill for use with the Centrotec System using this adapter which fits into a standard Keyless Chuck. Provides a simple way to make any drill compatible with the Centrotec system.	496450
	Adapter Adapt any Centrotec-equipped drill for use with 1/4" sockets. Ball lock for positive connection and socket retention.	495131
	Adapter Adapt any Centrotec-equipped drill for use with 3/8" sockets. Ball lock for positive connection and socket retention.	495133



















CENTROTEC Accessories

The Centrotec Chuck system allows switching between bit holders and drill bits to be fast and easy.







CENTROTEC ACCESSORIES		
	Countersink Precision-ground. Also compatible with FastFix Keyless Chuck.	
	Countersink, D2–8 mm	492520
	Countersink, D5–15 mm	492521
	Drill bit Precision-ground. Also compatible with FastFix Keyless Chuck.	
	5 mm Bit	492522
	Replacement Bit	491794
	Drill countersink Precision-ground. Also compatible with FastFix Keyless Chuck.	
	3.5 mm Bit	492523
	Replacement Bit (5 pieces)	494445
	4.5 mm Bit	492524
	Replacement Bit (5 pieces)	494446
	Self-centering bit Center Bit 5 mm	492525
	Replacement Bit (1 piece)	493572
	Hook Driver Drive screw hooks with your cordless drill. Also compatible with FastFix Keyless Chuck.	492526
	Bit Holder Magnetic bit holder with quick release collar. 2-9/16" length. Allows standard bits to be used with Centrotec Chuck. Also compatible with FastFix Keyless Chuck.	492648
	Bit Holder Magnetic bit holder, 2-3/8" length. Allows standard bits to be used with Centrotec Chuck. Heavy-wall construction for use with TI 15 Impact Driver. Also compatible with all other Festool Cordless Drills and FastFix Keyless Chuck.	498974
	Bit Holder Magnetic bit holder, 6" length. Allows standard bits to be used with Centrotec Chuck. Also compatible with FastFix Keyless Chuck.	492540
	Bit Holder Magnetic CENTROTEC quick-change bit holder for supporting 25 mm standard bits.	205097

Centrotec bits are specially designed for the Centrotec Chuck. They have a longer shaft and when used with the Centrotec Chuck, which acts like a bushing, offer true-running precision. All Centrotec bits can also be used with standard bit holders and chucks.



Driver Bits		
PH bit		
Long-shaft Centrotec Phillips bits. Precision-milled shaft for near zero run-out. Also compatible with FastFix Keyless Chuck.		
 	Phillips 1–100 mm1 (2 pieces)	500844
	Phillips 2–100 mm1 (2 pieces)	500845
	Phillips 3–100 mm1 (2 pieces)	500846
 	Phillips 1-50 mm (2") (2 pieces)	205073
	Phillips 2-50 mm (2") (2 pieces)	205074
	Phillips 3-50 mm (2") (2 pieces)	205075
PZ bit		
Long-shaft Centrotec Pozidrive bits for Pozidrive fasteners used on European hardware. Precision-milled shaft for near zero run-out. Also compatible with FastFix Keyless Chuck.		
 	Pozidrive 1–100 mm1 (2 pieces)	500841
	Pozidrive 2–100 mm1 (2 pieces)	500842
	Pozidrive 3–100 mm1 (2 pieces)	500843
 	Pozidrive 1-50 mm (2") (2 pieces)	205069
	Pozidrive 2-50 mm (2") (2 pieces)	205070
	Pozidrive 3-50 mm (2") (2 pieces)	205072
 	Pozidrive 1-25 mm (1") (10 pieces)	490481
	Pozidrive 2-25 mm (1") (10 pieces)	205070
	Pozidrive 3-25 mm (1") (10 pieces)	205072
SQ bit		
 	Square 1–100 mm (4") (2 pieces)	205091
	Square 2–100 mm (4") (2 pieces)	205092
	Square 3–100 mm (4") (2 pieces)	205093
 	Square 1–50 mm (2") (2 pieces)	205084
	Square 2–50 mm (2") (2 pieces)	205085
	Square 3–50 mm (2") (2 pieces)	205086
 	Square 1–25 mm (1") (10 pieces)	205094
	Square 2–25 mm (1") (10 pieces)	205095
	Square 3–25 mm (1") (10 pieces)	205096

Driver Bits




TX bit Long-shaft Centrotec Torx bits. Precision-milled shaft for near zero run-out. Also compatible with FastFix Keyless Chuck.

 	Torx 15–100 mm1 (2 pieces)	500847
	Torx 20–100 mm1 (2 pieces)	500848
	Torx 25–100 mm1 (2 pieces)	500849
	Torx 30–100 mm1 (2 pieces)	500850
 	Torx 10-50 mm (2") (2 pieces)	205076
	Torx 15-50 mm (2") (2 pieces)	205079
	Torx 20-50 mm (2") (2 pieces)	205080
	Torx 25-50 mm (2") (2 pieces)	205081
	Torx 30-50 mm (2") (2 pieces)	205082
 	Torx 40-50 mm (2") (2 pieces)	205083
	Torx 10-25 mm (1") (2 pieces)	490504
	Torx 15-25 mm (1") (2 pieces)	490505
	Torx 20-25 mm (1") (2 pieces)	490506
	Torx 25-25 mm (1") (2 pieces)	490507
	Torx 30-25 mm (1") (2 pieces)	490508

SZ bit


 	Slot 5.5–100 mm (7/32"–3-15/16") (2 pieces)	500851
	Slot 6.5–100 mm (1/4"–3-15/16") (2 pieces)	500852

Bit Sets

	Bit assortment DB CE 50/12-Set 2 For all Festool cordless drills with CENTROTEC interface. Includes twelve bits: PH 1, PH 2, PH 3, PZ 1, PZ 2, TX 15, TX 20, TX 25, TX 30, TX 40, SQ 1 and SQ 2.	205090
	Bit assortment CENTRO Bit-Set 2 For all Festool cordless drills with CENTROTEC interface. Includes six bits: PH 2, PH 3, TX 20, TX 25, TX 30 and SQ 2.	205088
	Bit Set For drilling in all types of wood, glued solid wood, MDF and acrylic glass. Includes five bits: 3 mm, 4 mm, 5 mm, 6 mm and 8 mm in dia.	495130

Centrotec bits are specially designed for the Centrotec Chuck. They have a longer shaft and when used with the Centrotec Chuck, which acts like a bushing, offer true-running precision. All Centrotec bits can also be used with standard bit holders and chucks.

Drill Bits		
	Centrotec HSS Drill bit	HSS brad-point wood bits. Compatible with Centrotec Chuck and FastFix Keyless Chucks. Precision-ground to metric dimensions. Imperial measurements for reference only.
	3.0 mm (1/8")	492512
	4.0 mm (5/32")	492513
	5.0 mm (3/16")	492514
	6.0 mm (15/64")	492515
	7.0 mm (9/32")	492516
	8.0 mm (5/16")	492517
	10.0 mm (13/32")	492518
	Centrotec HSS Spiral Drill bits	Consists of 1 bit with shank, 2 replacement bits and wrench. Precision-ground to metric dimensions. Imperial measurements for reference only.
	3.0 mm (1/8")	493421
	3.5 mm (9/64")	493422
	4.0 mm (5/32")	493423
	4.5 mm (11/64")	493424
	5.0 mm (3/16")	493425
	5.5 mm (7/32")	493426
	6.0 mm (15/64")	493427
	6.5 mm (1/4")	493428
	Centrotec HSS Spiral Drill bits (replacement packs)	Precision-ground to metric dimensions. Imperial measurements for reference only.
	3.0 mm (1/8") - 10 pieces	493437
	3.5 mm (9/64") - 10 pieces	493438
	4.0 mm (5/32") - 10 pieces	493439
	4.5 mm (11/64") - 10 pieces	493440
	5.0 mm (3/16") - 10 pieces	493441
	5.5 mm (7/32") - 10 pieces	493442
	6.0 mm (15/64") - 10 pieces	493443
	6.5 mm (1/4") - 10 pieces	493444



Lighting.

See what you've been missing!


Maximize productivity with Festool's environmentally friendly LED lighting solutions, providing light where and when you need it, saving time and money.



Scan for more
on this product



Surface Inspection Light and SYSLITE® DUO clearly see the surface you are working on.



STL 450 Inspection Light

Basic	201938
Set	202912

- 1200 Lumens at 5000 K for high quality lighting.
- Perfect visibility of surface defects and flaws.
- Handheld or hands-free usage option.
- IP 55 rating against water and dust intrusion.



SYSLITE® DUO

Plus	769967
Set	574657

- 8000 Lumens at 5000 K
- Jobsite tough with durable, shock-resistant quality.
- IP 55 rating for water and dust intrusion.
- Highly portable, compact size, built-in cord wrap and a top handle for easy maneuverability.



Portability

Compact, light, equipped with top handle for easy transport, the SYSLITE DUO can be used on the floor, nearly any horizontal surface, hung off a nail or screw or mounted to the optional adjustable tripod.

Scan to see more



See what you’ve been missing!

Reduce callbacks and increase customer satisfaction through task-specific lighting.

STL 450 Set
202912



Standard package includes

AD-ST DUO 200 Adapter	
Tripod ST DUO 200	
SYSTAINER	SYS 3 TL

Specifications

Lumen value	1,200 lm
Color	5,000 kelvin
Housing protection class	IP 55
Cable length	16.4 ft (5m)
Weight	3.31 lb (1.5kg)



Adjustability

Available Tripod and adapter allow the height and angle of the Surface Inspection Light to be quickly and easily adjusted according to your individual needs.

SYSLITE® DUO Set
574657



Standard package includes

Tripod ST DUO 200	
SYSTAINER	SYS 3 TL

Specifications

Lumen value	8,000 lm
Color	5,000 kelvin
Light source	80 x 1.4 watt
LED service life (L70)	10,000 h
Colour rendering index, Ra	80
Housing protection class	IP 55
Cable length	16.7 ft (5.1 m)
Weight	7.5 lbs (3.4 kg)

Metric dimensions binding.

SYSLITE® II Work Lamp

for the most portable and durable lighting solution.



SYSLITE® II LED WORK LAMP

Basic	500723
Set	500732

- Designed to go where your work takes you whether under a cabinet or into an attic.
- 170 degree Dispersion: Cast a broad and even light for the most natural lighting effect to examine a surface for imperfections, or illuminate a tight workspace without a harsh, blinding glare.
- Delivers an even, balanced light source, casting a brilliant and consistent white light (5000 K).

Specifications			
Light source	12 x 1.5 watt	Permissible operating temperature range	23 - 131 °F (-5/+ 55 °C)
Lumen value 1st/2nd stage	310/769 lm	Hook opening	1-1/2" (40 mm)
Operating time (internal battery) 1st/2nd stage	90/240 min	Thread size stand	1/4 "
Li-ion battery capacity	2.9 Ah	Dimensions (L x W x H)	3" (80 mm) x 4" (100 mm) x 6" (150 mm)
Operation with external Festool battery packs	10.8 - 18 V	Weight (without battery pack)	1.540 lbs (0.7 kg)

Metric dimensions binding.

Lighting Accessories



STL 450 / SYSLITE DUO



Tripod ST DUO 200 200038

Project light to the level you need with up to over 6.5' (2.0 m) of stand height with the robust and durable SYSLITE DUO Tripod. Features a tool-free, easy-on mounting fixture and adjustable cord management loop.



AD-ST DUO 200 adapter 201936

Mounts to ST DUO Tripod stand for adjustable, hands-free operation.



SYSLITE® II Set

Standard package includes	
110 V Adapter	SYSLITE KAL-2 Worklamp Set Adapter
Car Charger Adapter	Transport Bag
Integrated Lithium-ion Battery 7.2 V	

SYSLITE II Work Lamp



Magnetic SYSLITE® Adapter 499814

For flexible positioning of the work lamp SYSLITE KAL II



Jobsite Radio & Bluetooth®.

Keeping you connected in the shop or on the jobsite.



systemer®
1-100

Scan to
see more



SYSROCK Jobsite Radio is light, compact and powerful.



SYSROCK

200184

- Durable sturdy plastic housing, water-tight 2.5" neodymium speaker and flexible antenna.
- FM reception coupled with Bluetooth (4.1) capability.
- Pairs with smartphones for hands free usage.

Standard package includes

AC Adapter

Carry Bag

Aux-In Cable



Specifications

Radio reception	FM
FM frequency band (VHF)	87.5 - 108 MHz
Speaker	10 watt
Operation with Festool slide-in battery packs	18 V
Number of stored stations	4
Bluetooth standard	4.1
AUX-IN	3/16" (3.5 mm)
Length	3-3/4" (94 mm)
Height	6" (149 mm)
Width	4" (102 mm)
Weight	1.543 lbs (0.7 kg)

Bluetooth® Integration saves you a trip to the dust extractor.



Bluetooth® Remote Control
202098



Bluetooth® Control & Module
202097



Bluetooth® Battery Pack 3.1 CI
203800

Bluetooth® Battery Pack 3.1 ERGO-1
202498

Bluetooth® Battery Pack 5.2 AS-ASI
202480

How to Sync
your Bluetooth.



Sanding.

From aggressive to fine finish.

Achieve near-flawless finishes in less time with less mess while achieving longer abrasive life. Festool sanders are performance-tuned for excellent results, less vibration, and with optimum dust management design for cleaner surfaces and cleaner work environments in the shop or on the jobsite.





Scan to see more
on these products



ROTEX Multipurpose Sanders for aggressive removal to fine finish to polishing.



Efficiency is Key



RO 90 FEQ 3.5" pad dia
571823

- For both open spaces and inside corners.
- Tool-free pad changing in seconds.
- The only ROTEX that also functions as a detail sander.



RO 125 FEQ 5" pad dia
571782

- Exceptional ergonomics - compact, lightweight, and powerful.
- For a range of sanding tasks over the course of a day.
- A small sander that is perfect for big jobs.



RO 150 FEQ 6" pad dia
575074

- The most powerful ROTEX sander to take on any job.
- Eccentric motion for high-quality, scratch-free surfaces.
- Extremely high material removal rate during course sanding.

Power

ROTEX sanders are some of the most powerful handheld sanders to power through the toughest tasks quickly and easily.



Victor Barranco/ AA & BEEK



Christian Manhard
@moosepainting

Dual-mode gets it done with gear-drive or random orbit modes.

- Stripping
- Finishing
- Detail sanding



RO 90 FEQ
571823



RO 125 FEQ
571782



RO 150 FEQ
575074

Standard package includes	
FastFix soft sander backing pad	
Sanding pad	
Edge Protector	
Plug-It Power Cord	
SYSTAINER	SYS 2 TL

Specifications	
Power consumption	400 watt
ROTEX rotary motion speed	260 - 520 RPM
Eccentric motion speed	3,500 - 7,000 RPM
Sanding stroke	1/8" (3 mm)
FastFix sanding pad dia.	3.5" (90 mm)
Dust extraction connection dia.	1-1/16" (27 mm)
Weight	3.31 lbs (1.5 kg)

Standard package includes	
FastFix soft sander backing pad	
Edge Protector	
Plug-It Power Cord	
SYSTAINER	SYS 2 TL

Specifications	
Power consumption	500 watt
ROTEX rotary motion speed	300 - 600 RPM
Eccentric motion speed	3,000 - 6,000 RPM
Sanding stroke	9/64" (3.6 mm)
FastFix sanding pad dia.	5" (125 mm)
Dust extraction connection dia.	1-1/16" (27 mm)
Weight	4.19 lbs (1.9 kg)

Standard package includes	
FastFix soft sander backing pad	
Edge Protector	
Plug-It Power Cord	
SYSTAINER	SYS 3 TL

Specifications	
Power consumption	720 watt
ROTEX rotary motion speed	320 - 660 RPM
Eccentric motion speed	3,300 - 6,800 RPM
Sanding stroke	3/16" (5 mm)
FastFix sanding pad dia.	6" (150 mm)
Dust extraction connection dia.	1-1/16" (27 mm)
Weight	5.07 lbs (2.3 kg)

Metric dimensions binding.



ROTEX Accessories

ROTEX Sanders are the most versatile sanders you'll find. With a tool-less pad change, switch quickly and easily between soft, super-soft and hard pads to match your application. An efficient polishing machine as well, each ROTEX is supported with a full complement of polishing accessories, all of which can be found online at festoolcanada.com.



RO 90 FEQ - 3.5" (90 mm)



FastFix Sander Backing Pad 496804
High-temp resistant for heavy-duty applications.



FastFix Sander Backing Pad 495623
Maintain a crisp and flat surface especially on edges.



Interface Sander Backing Pad 497481
For profiles and contours.



Sanding pad 496802
Triangular pad for detail sanding.



Sanding pad 496803
For sanding in narrow places such as shutters and louvers.



Sanding pad 497483
Replaceable wear element of Extended Delta Sanding pad.



Sander Backing Pads 2x 488716
Hard - Snap stud.



Sander Backing Pads 2x 488715
Soft - Snap stud.









Protector Set 3x 201665
Small/Medium/Large set to offset the sander from an abutting surface such as sanding window frames.











Edge Protector 496801
Prevents pad contact with adjacent surface.



SYSTAINER T-LOC
SYSTAINER for storing, organizing, and transporting abrasives for the ROTEX sanders.
ABR SYSTAINER D90 TL
497687

	R0 125 FEQ - 5" (125 mm)	
		FastFix Sander Backing Pad High-temp resistant for heavy-duty applications. 492125
		FastFix Sander Backing Pad For medium/fine sanding and finishing sanding. 492126
		FastFix Sander Backing Pad Maintain a crisp and flat surface especially on edges. 492127
		Interface Sander Backing Pad For profiles and contours. 492271
		Edge Protector Prevents pad contact with adjacent surface. 493912

	R0 150 FEQ - 5" (150 mm)	
		FastFix Sander Backing Pad High-temp resistant for heavy-duty applications. 202461
		FastFix Sander Backing Pad For medium/fine sanding and finishing sanding. 202462
		FastFix Sander Backing Pad Maintain a crisp and flat surface especially on edges. 202463
		Interface Sander Backing Pad For profiles and contours. 203351
		Interface Sander Backing Pads 2x Extremely soft foam pads, for delicate profiles and contours. 203348
		Edge Protector Prevents pad contact with adjacent surface. 493913
		Handle Mounts on front of sander for applications like polishing. 495188



SYSTAINER T-LOC
SYSTAINER for storing, organizing, and transporting abrasives for the ROTEX sanders.

ABR SYSTAINER D125TL 497685	ABR SYSTAINER D150TL 497690
---------------------------------------	---------------------------------------

ETS EC Random Orbital Sanders for vertical, overhead surfaces and general purpose.



These compact sanders are designed for increased flexibility, allowing for less fatigue.



Simplify Your Work



ETS EC 125/3 EQ 5" pad dia
571897

- Available in a fine 1/8" (3 mm) stroke.
- Ergonomic grip and electronic vibration control system.



ETS EC 150/3 EQ 575039 **ETS EC 150/5 EQ** 6" pad dia 575051

- Available in a fine 1/8" (3 mm) stroke or a broader 3/16" (5 mm) stroke.
- The compact design and ergonomic grip allow for less fatigue and time savings.



Protection From Surface Marring

The pad brake protects the surface by quickly stopping the pad movement when starting and stopping.



Sleeved hose
Anti-static hose with integrated sleeve protects the surface and edges of the material being sanded.
See page 28 for more information.



ETS EC 125/3 EQ
571897

Standard package includes	
StickFix soft sander backing pad	
Plug-It Power Cord	
SYSTAINER	SYS 2 TL
Specifications	
Power consumption	400 watt
Eccentric motion speed	6,000 - 10,000 RPM
Sanding stroke	1/8" (3 mm)
Interchangeable sanding pad dia.	5" (125 mm)
Dust extraction connection dia.	1-1/16" (27 mm)
Weight	2.65 lbs (1.2 kg)



ETS EC 150/3 EQ
575039

Standard package includes	
Multi-Jetstream 2 sanding pad	
Plug-It Power Cord	
SYS ³	M 187
Specifications	
Power consumption	400 watt
Eccentric motion speed	6,000 - 10,000 RPM
Sanding stroke	1/8" (3 mm)
Interchangeable sanding pad dia.	6" (150 mm)
Dust extraction connection dia.	1-1/16" (27 mm)
Weight	2.65 lbs (1.2 kg)



ETS EC 150/5 EQ
575051

Standard package includes	
Multi-Jetstream 2 sanding pad	
Plug-It Power Cord	
SYS ³	M 187
Specifications	
Power consumption	400 watt
Eccentric motion speed	6,000 - 10,000 RPM
Sanding stroke	3/16" (5 mm)
Interchangeable sanding pad dia.	6" (150 mm)
Dust extraction connection dia.	1-1/16" (27 mm)
Weight	2.65 lbs (1.2 kg)

Metric dimensions binding.

ETS Random
Orbital Sanders
for pre-sanding,
and achieving a
super-fine finish.

Compare
all Sanders



A.J.D. Painting



ETS 125/3 REQ 5" pad dia
576070

- Perform near-flawless finishes.
- Available in a 5/64" (2 mm) stroke.
- Rubberized grip and over-sized power switch to reduce fatigue.



ETS 150/3 REQ **ETS 150/5 REQ** 6" pad dia
575026 575060

- ETS 150/3 for a fine 1/8" (3 mm) stroke for fine and extra-fine surface finish.
- ETS 150/5 for a broader 3/16" (5 mm) stroke for light to intermediate sanding.
- Formed to fit comfortably in any size hand.

Different strokes

The ETS 150 sanders are distinguished by their stroke size; one for intermediate, and the other for super-fine sanding.



Make work easier,
faster and better.



Tight sanding stroke

With a 5/64" (2 mm) sanding stroke, the ETS 125 produces exceptional fine and super-fine sanding results.



ETS 125/3 REQ
576070

Standard package includes	
StickFix soft sander backing pad	
Edge Protector	
Long-life dust bag	
Plug-It Power Cord	
SYS ³	M 187
Specifications	
Power consumption	250 watt
Eccentric motion speed	6,000 - 12,000 RPM
Sanding stroke	0.079 (2 mm)
Interchangeable sanding pad dia.	5" (125 mm)
Dust extraction connection dia.	1-1/16" (27 mm)
Weight	2.65 lbs (1.2 kg)



ETS 150/3 REQ
575026

Standard package includes	
Multi-Jetstream 2 sanding pad	
Filter Catridge	
Turbo dust bag	
Plug-It Power Cord	
SYSTAINER	SYS 3 TL
Specifications	
Power consumption	310 watt
Eccentric motion speed	4,000 - 10,000 RPM
Sanding stroke	1/8" (3 mm)
Interchangeable sanding pad dia.	6" (150 mm)
Dust extraction connection dia.	1-1/16" (27 mm)
Weight	3.97 lbs (1.8 kg)



ETS 150/5 REQ
575060

Standard package includes	
Multi-Jetstream 2 sanding pad	
Filter Catridge	
Turbo dust bag	
Plug-It Power Cord	
SYSTAINER	SYS 3 TL
Specifications	
Power consumption	310 watt
Eccentric motion speed	4,000 - 10,000 RPM
Sanding stroke	3/16" (5 mm)
Interchangeable sanding pad dia.	6" (150 mm)
Dust extraction connection dia.	1-1/16" (27 mm)
Weight	3.97 lbs (1.8 kg)

Metric dimensions binding.

ETSC Random Orbital Sander for limitless mobility when sanding any surface.



ETSC 125 5" pad dia

Basic	Plus	Set
575384	575715	575716

- Effortlessly transition from corded to cordless without compromising performance.
- Available in a 5/64" (2 mm) stroke.
- Balanced with a unique battery for the power and dust extraction for a fine sanding result.
- Dual power mode allows you the flexibility to sand whenever and wherever.



Bluetooth® Battery Pack 3.1 ERGO-I
Compatible with RTSC 400, DTSC 400, and ETSC 125 cordless sanders.
202498



The Bluetooth® battery packs ensure that even a cordless tool start the mobile dust extractor automatically when switched on. See page 167 for more information on Bluetooth® compatibility.



Cordless
Testimonial



ETSC 125 Basic
Festool: 575384

Standard package includes	
StickFix soft sander backing pad	
Edge Protector	
Long-life dust bag	
SYSTAINER	SYS 2 TL



ETSC 125 Plus
Festool: 575715

Standard package includes	
StickFix soft sander backing pad	
Edge Protector	
Long-life dust bag	
2x BP 18 Li 3.1 ERGO-I batter pack	
Rapid Charger TCL 6	
SYSTAINER	SYS 2 TL



ETSC 125 Set
Festool: 575716

Standard package includes	
StickFix soft sander backing pad	
Edge Protector	
Long-life dust bag	
2x BP 18 Li 3.1 ERGO-I batter pack	
Rapid Charger TCL 6	
ACA 18V ERGO Power Adapter	
Plug-It Power Cord	
SYSTAINER	SYS-COMBI 2



Perfect ergonomics

Like all Festool battery solutions, our sanding tools are ergonomically designed to ensure full freedom of movement and mobility.

Specifications	
Battery voltage	18 V
Li-ion battery capacity	3.1 Ah
Idle engine speed	6,000 - 10,000 RPM
Sanding stroke	5/64" (2 mm)
Interchangeable sanding pad dia.	5" (125 mm)
Dust extraction connection dia.	1-1/16" (27 mm)
Weight with Li-ion	3.08 lbs (1.4 kg)

Metric dimensions binding.

ETS Accessories

Though matching the abrasive to the material is critical, choosing the right pad shouldn't be overlooked. The right pad can make a huge difference in the finished surface quality.

- For maintaining a crisp edge, Festool recommends hard pads.
- For contours and profiles, we suggest the super-soft pad.
- For general-purpose sanding, the standard soft pad is well-suited for most applications.

Scan to
see more



ETS EC 125/3 - 5" (125 mm)



Sander Backing Pad - Soft 492286
Regular density for most general purpose applications.



Sander Backing Pad - Super Soft 492288
For sanding on contours and profiles.



Sander Backing Pad - Hard 492284
For sanding flat surfaces and narrow edges.



Interface Sander Backing Pad - Extremely Soft 492271
For delicate profiles and contours.



ETSC 125 / ETS 125 REQ - 5" (125 mm)



Sander Backing Pad - Soft 492280
Regular density for most general purpose applications.



Sander Backing Pad - Super Soft 492282
For sanding on contours and profiles.



Interface Sander Backing Pad - Extremely Soft 492271
For delicate profiles and contours.



Edge Protector 201690
Prevents pad contact with adjacent surface.








Long-life Dust Collection Bag 201693
Re-usable, nonwoven polyester bag for extra-long life.



SYSTAINER T-LOC
SYSTAINER for storing, organizing, and transporting ETS abrasives and pads.
ABR SYSTAINER D125TL - 125 mm
497685








ETS EC 150/3 / ETS EC 150/5 - 6" (150 mm)

	Sander Backing Pad - Soft For universal use on plain and arced surface.	202458
	Sander Backing Pad - Ultra Soft For sanding curves and contours.	202459
	Sander Backing Pad - Hard Ideal for sanding flat surface.	202460
	Interface Sander Backing Pad - Extremely Soft For delicate profiles and contours.	203351
	Interface Sander Backing Pad - Extremely Soft For delicate profiles and contours.	203348



ETS 150/3 / ETS 150/5 - 6" (150 mm)

	Sander Backing Pad - Soft For universal use on plain and arced surface.	202458
	Sander Backing Pad - Ultra Soft For sanding curves and contours.	202459
	Sander Backing Pad - Hard Ideal for sanding flat surface.	202460
	Interface Sander Backing Pad - Extremely Soft For delicate profiles and contours.	203351
	Interface Sander Backing Pad - Extremely Soft For delicate profiles and contours.	203348



SYSTAINER T-LOC
SYSTAINER for storing, organizing, and transporting ETS abrasives and pads.
ABR SYSTAINER D150TL - 150 mm
497690

Finish Orbital Sanders for large to small surface areas, corners, edges and tight adjoining spaces.



Scan to see more



DTS 400 REQ Delta pad
201228

- For tight corners and close to edge of materials.
- Sand off paint and varnishes on window frames.
- With a short 5/64" (2 mm) stroke for super-fine finish.



RTS 400 REQ Rectangular pad
201221

- For flat, vertical and overhead surfaces.
- Compact and low weight.
- Like the DTS 400, vibration-stop balancing reduces fatigue with prolonged use.

The perfect sander for getting close to the edges.

A one-handed sander, ideal for removing paint and varnishes on those small surfaces, edges and tight corners.



Save time and money by easily getting to those tight spaces.

DTS 400 REQ
201228



Standard package includes	
StickFix Sanding Pad	
Plug-It Power Cord	
SYSTAINER	SYS 2 TL
Specifications	
Power consumption	400 watt
Idle engine speed	6,000 - 10,000 RPM
Sanding stroke	1/8" (3 mm)
Interchangeable sanding pad dia.	5" (125 mm)
Dust extraction connection dia.	1-1/16" (27 mm)
Weight	2.65 lbs (1.2 kg)

RTS 400 REQ
201221



Standard package includes	
StickFix Sanding Pad	
Plug-It Power Cord	
SYSTAINER	SYS 2 TL
Specifications	
Power consumption	250 watt
Idle engine speed	6,000 - 12,000 RPM
Sanding stroke	1/16" (2 mm)
Interchangeable sanding pad dia.	3-5/32" x 5-1/4" (80 x 133 mm)
Dust extraction connection dia.	1-1/16" (27 mm)
Weight	2.65 lbs (1.2 kg)

Delta Cordless Finish Orbital Sander for limitless mobility when sanding tight corners and edges.



DTSC 400 Delta pad

Basic	Plus	Set
575383	575706	575707

- Effortlessly transition from corded to cordless without compromising performance.
- The same functionality of its corded counterpart but with hybrid power options - use it corded or cordless.
- Balanced with a unique ergonomic battery for optimum performance and handling.
- Integrated, removable Edge Protector guard protects pad and abutting surfaces from damage.



Bluetooth® Battery Pack 3.1 ERGO-I
Compatible with RTSC 400, DTSC 400, and ETSC 125 cordless sanders.
202498



The Bluetooth® battery packs ensure that even a cordless tool start the mobile dust extractor automatically when switched on. See page 167 for more information on Bluetooth® compatibility.



Orbital sanding motion.
Full pad contact with controlled and fine orbital sanding motion to minimize swirl marks and produce smoother surfaces.



Getting Started



DTSC 400 Basic
575383

Standard package includes	
StickFix Soft Sander Backing Pad 100 X150	
Edge Protector	
Long-life dust bag	
SYSTAINER	SYS 2 TL



DTSC 400 Plus
575706

Standard package includes	
StickFix Soft Sander Backing Pad 100 X150	
Edge Protector	
Long-life dust bag	
2x BP 18 Li 3.1 ERGO-I batter pack	
Rapid Charger TCL 6	
SYSTAINER	SYS 2 TL



DTSC 400 Set
575707

Standard package includes	
StickFix Soft Sander Backing Pad 100 X150	
Edge Protector	
Long-life dust bag	
2x BP 18 Li 3.1 ERGO-I batter pack	
Rapid Charger TCL 6	
ACA 18V ERGO Power Adapter	
Plug-It Power Cord	
SYSTAINER	SYS-COMBI 2



Versatile hybrid power system
Both the DTSC 400 and RTSC 400 provide corded to cordless operation without compromise.



Adapter ACA 100-120 18V ERGO
RTSC 400 | DTSC 400 | ETSC 125
202502

Specifications	
Battery voltage	18 V
Li-ion battery capacity	3.1 Ah
Idle engine speed	6,000 - 10,000 RPM
Sanding stroke	5/64" (2 mm)
Min. interchangeable sanding pad	4" (100 mm)
Max. interchangeable sanding pad	6" (150 mm)
Dust extraction connection dia.	1.06 (27 mm)
Weight	3.08 lbs (1.4 kg)

Metric dimensions binding.

Cordless Finish Orbital Sander for limitless mobility when sanding flat surfaces and edges.



RTSC 400 Rectangular pad

Basic	Plus	Set
575382	575727	575728

- Effortlessly transition from corded to cordless without compromising performance.
- The same functionality of its corded counterpart but with hybrid power options - use it corded or cordless.
- Balanced with a unique ergonomic battery for optimum performance and handling.
- Integrated, removable Edge Protector guard protects pad and abutting surfaces from damage.



Bluetooth® Battery Pack 3.1 ERGO-I
Compatible with RTSC 400, DTSC 400, and ETSC 125 cordless sanders.
202498



The Bluetooth® battery packs ensure that even a cordless tool start the mobile dust extractor automatically when switched on. See page 167 for more information on Bluetooth® compatibility.



Perfect for sanding window frames.

A one-handed sander, ideal for removing paint and varnishes on those small surfaces, edges and tight corners.



Getting Started



RTSC 400 Basic
575382

Standard package includes	
StickFix Soft Sander Backing Pad 80 X 133	
Edge Protector	
Long-life dust bag	
SYSTAINER	SYS 2 TL



RTSC 400 Plus
575727

Standard package includes	
StickFix Soft Sander Backing Pad 80 X 133	
Edge Protector	
Long-life dust bag	
2x BP 18 Li 3.1 ERGO-I batter pack	
Rapid Charger TCL 6	
SYSTAINER	SYS 2 TL



RTSC 400 Set
575728

Standard package includes	
StickFix Soft Sander Backing Pad 80 X 133	
Edge Protector	
Long-life dust bag	
2x BP 18 Li 3.1 ERGO-I batter pack	
Rapid Charger TCL 6	
ACA 18V ERGO Power Adapter	
Plug-It Power Cord	
SYSTAINER	SYS-COMBI 2



Edge protector

Removable edge protector provides protection to abutting surfaces as well as the pad for up close sanding applications.



Protector
201691

Specifications	
Battery voltage	18 V
Li-ion battery capacity	3.1 Ah
Idle engine speed	6,000 - 10,000 RPM
Sanding stroke	5/64" (2 mm)
Min. interchangeable sanding pad	3-5/32" (80 mm)
Max. interchangeable sanding pad	5-1/4" (130 mm)
Dust extraction connection dia.	1.06 (27 mm)
Weight	3.08 lbs (1.4 kg)

Metric dimensions binding.



Finish Orbital Sander Accessories

The DTS, RTS, and RS 2 E sanding pads are designed as carefully as the tools for optimum performance and long life. The orbital family of sanders features turbo dust extraction, allowing the use of filter bags for times when using a CT Dust Extractor and hose arrangement may not be convenient.



DTS 400 REQ / DTSC 400 - Delta



Sanding Pad - Soft

Replacement standard triangular pad.

493723



Protector

Removable wrap-around protection to protect the pad as well as the adjacent surfaces from inadvertent pad contact.

201692



Long-life Dust Collection Bag

Re-usable, nonwoven polyester bag for extra-long life.

201693




RTS 400 REQ / RTSC 400 - Rectangular



Sanding Pad - Soft

Replacement standard soft pad.

489252



Interface Sander Backing Pad 2x - Super Soft

Foam pad conforms to different profiles for fine finish.

490160



Protector

Removable wrap-around protection to protect the pad as well as the adjacent surfaces from inadvertent pad contact.

201691



Long-life Dust Collection Bag

Re-usable, nonwoven polyester bag for extra-long life.

201693



SYSTAINER T-LOC

SYSTAINER for storing, organizing, and transporting DTS and RTS abrasives and pads.

ABR SYS. 100X150 TL - DTS

497686

ABR SYS. 80X133 TL - RTS

497684

Duplex LS 130 Detail Sander powers through detail sanding 3x faster than hand-sanding.



Duplex LS 130 EQ Pre-formed pad
567852

- For sanding profiles, edges and rabbets.
- FastFix tool-free pad change allows for the quick change to one of the multiple profile pads available.
- True linear sanding motion imitates handing perfectly.
- Powers through detail sanding faster, more efficiently, and without fatigue.

Standard package includes

StickFix Sanding Pad	
90° Sander Backing Pad - Soft	
Plug-It Power Cord	
SYSTAINER	SYS 1 TL

Specifications

Power consumption	260 watt
Idle engine speed	4,000 - 6,000 RPM
Sanding stroke	5/32" (4 mm)
Interchangeable sanding pad	5-15/64" (133 mm) x 3-5/32" (80 mm)
Dust extraction connection dia	1-1/16" (27 mm)
Weight	3.75 lbs (1.7 kg)

Metric dimensions binding.

PLANEX
Drywall Sander
for achieving
results in
less time,
with less mess.

Watch Now



Reduce jobsite clean-up when paired
with a CT 36 AC dust extractor.

See page 20 for more information.

PLANEX Easy LHS-E 225
Drywall Sander 8.5" pad dia

571935

- Simple set-up and intuitive controls to let you focus on results.
- Low weight and perfect balance to reduce fatigue.
- Flexible head design allows greater freedom-of-movement for easier sanding.





Easy plug-in and go.

This single-piece machine features easy plug-in and go design that is both easy to set up and easy to use.



PLANEX Easy LHS-E 225
571935

Standard package includes

StickFix Sanding Pad - Extra Soft

LHS-E 225 carrying bag

Hook-and-loop fastener

Specifications

Power consumption	400 watt
Idle engine speed	400 - 920 RPM
Interchangeable sanding pad dia.	8.5" (215 mm)
Abrasive dia.	8.9" (225 mm)
Length	63" (1.60 m)
Max. dust extraction connection dia.	1-1/16" (27 mm)
Dust extraction connection dia.	1-7/16" (36 mm)
Weight	8.8 lbs (4 kg)

Metric dimensions binding.



Effortless drywall sanding.

Move easily and sand into tight spots effortlessly guiding the PLANEX Easy where you need it most for an unparalleled surface finish.

Abrasives



PLANEX
Drywall Sander
for achieving
results in
less time,
with less mess.

Scan to
see more



Realize a quick return on investment
in time and materials savings.

Shown with CT 36 AC and optional accessories, Blast Gate and PLANEX CT Mount.




PLANEX LHS 225
Drywall Sander 8.5" pad dia
575219

- Two lengths, one machine - extend or reduce quickly and easily in seconds.
- For efficient, rapid material removal on walls and ceilings.
- Adjustable suction power decreases the perceived weight of the machine.



Extendable/collapsible design

Reach high or difficult spaces with ease and spend less time moving and setting up ladders, while achieving a more balanced finished surface.



PLANEX Easy LHS-E 225
575219

Standard package includes

StickFix Sanding Pad - Extra Soft	
Hook-and-loop fastener	
SYSTAINER	SYS MAXI

Specifications

Power consumption	400 watt
Idle engine speed	400 - 920 RPM
Interchangeable sanding pad dia.	8.5" (215 mm)
Abrasive dia.	8.9" (225 mm)
Length	63" (1.60 m)
Max. dust extraction connection dia.	1-1/16" (27 mm)
Dust extraction connection dia.	1-7/16" (36 mm)
Weight	8.8 lbs (4 kg)

Metric dimensions binding.

Specialty Sander Accessories

	PLANEX LHS / PLANEX Easy - 8.5" (215 mm)		
	Sander Backing Pad - Ultra-Soft Universal replacement for Planex and Planex Easy.	\$130.00	202546
	Interface Backing Pad Set For PLANEX Classic LHS 225; Standard pad for general drywall sanding. Includes 1 Sander Backing Pad and 2 Interface Backing Pad Inserts.	\$130.00	496106
	Interface Sander Backing Pad 2x - Super Soft Replacement for 496106 only; Foam pad conforms to irregular shapes and rounded corners.	\$55.00	496140
	Bag LHS-E 225 Storage and transport bag with reinforcement points.	\$160.00	202477
	Support Harness Used to reduce stress and strain over a long day's work - especially useful for ceiling work.	\$260.00	496911
	Guide Extension Use one of more Reach Extenders to tackle the hardest to reach areas or even high ceilings. Each section adds 19-3/4".	\$235.00	495169
	Brush segment BS-LHS-E 225 For PLANEX Easy. Detachable part of the brush strip of the PLANEX sanding head.	\$26.00	203189
	Brush strip BE-LHS-E 225 For PLANEX Easy. Replacement brush strip surrounding the entire pad surface.	\$37.00	203190
	Brush segment BS-LHS 225 For PLANEX Classic LHS 225. Detachable part of the brush strip of the PLANEX sanding head.	\$29.00	495166
	Brush strip BS-LHS-E 225 For PLANEX Classic LHS 225. Replacement brush strip surrounding the entire pad surface.	\$46.00	495167



LS 130 - Pre-formed pads



Sander Backing Pad 490161
For sanding flat surfaces.



Sander Backing Pad 490162
90° Sanding Pad for sanding inside corners.



Sanding Pad 490163
Radius 6 Pad for sanding outside edges.



Sanding Pad 491197
Radius 10 Pad for sanding outside edges.



Sanding Pad 490164
Radius 18 Concave Pad for sanding curves.



Sander Backing Pad 490165
Radius 25 Concave Pad for sanding curves.



Sander Backing Pad 490166
Radius 10 Convex Pad for sanding V-grooves with inside radius of 25/64" (10 mm).



Sanding Pad 490167
Radius 25 Convex Pad for sanding inside radius of 1" (25 mm).


Sander Backing Pad 491198
88° Pad for sanding inside corners with a radius of 25/64" (10 mm).



Flat Sanding Pad Long 491861
Extra reach for tight spaces/dimensions:
3-9/64" x 7-43/64" (80 x 195 mm).



Do-It-Yourself Kit 490780
For creating your own sanding pad to match custom profiles.



Interface Sander Backing Pad 2x 490160
Foam pad conforms to different profiles for fine finishing.



Scraper 491199
Bevel edged for stripping carpet, wallpaper, using the linear motion of the sander.



SYSTAINER T-LOC 497684
SYSTAINER for storing, organizing, and transporting abrasives for the LS 130 sander. (SYS-STF 80 x 133)




Abrasives.


The best sanders deserve the best abrasives.

Festool abrasives are built with performance in mind. And performance means rapid finishing for solid results and the best in surface preparation. Designed with maximum resistance to clogging and smearing to reduce consumption and material waste, minimize rework, and create the ultimate finish.

Scan the online
abrasive search



Granat Abrasives
are our most long-lasting and highest performance
- well suited for nearly all applications.



Versatile


Exceptional anti-clogging properties make Granat an ideal solution for a wide range of painted and finished surfaces.











Designed for rapid grit progression, you'll spend less time getting from 80 to 220, achieving the best possible finished surface in the least amount of time.



Sanding Pads









Easily overlooked but essential to ultimate sanding performance. Festool sanding pads are designed and built for perfectly smooth sanding results while surviving the most demanding applications. Available in different densities and types, sanding pads are the secret to great finishes.

For a complete list of pads and abrasives visit festoolcanada.com.



  RO 90	Granat		
	Grit	Qty.	Item
  RO 90	P 40	50	497363
	P 60	50	497364
	P 80	50	497365
	P 100	100	497366
	P 120	100	497367
	P 150	100	497368
	P 180	100	497369
	P 220	100	497370
	P 240	100	497371
	P 320	100	497372
	P 400	100	497373
	P 500	100	498326
	P 800	50	498327
	P 1000	50	498328
	P 1200	50	498329
  RO 125	Grit	Qty.	Item
	P 40	50	497390
	P 60	50	497391
	P 80	50	497392
	P 100	100	497393
	P 120	100	497394
	P 150	100	497395
	P 180	100	497396
	P 220	100	497397
	P 240	100	497398
	P 320	100	497399
	P 400	100	497400
  ETS 125	Grit	Qty.	Item
	P 40	50	497165
	P 60	50	497166
	P 80	50	497167
	P 100	100	497168
	P 120	100	497169
	P 150	100	497170
	P 180	100	497171
	P 220	100	497172
	P 240	100	497173
	P 280	100	497174
	P 320	100	497175
	P 360	100	497176
	P 400	100	497177
	P 500	100	497178
  ETS EC 125	P 800	50	497179
	P 1000	50	497180
	P 1200	50	497181
	P 1500	50	497182

  LHS 225 / PLANEX Easy	Granat		
	Grit	Qty.	Item
	P40	25	499634
	P60	25	499635
	P80	25	499636
	P100	25	499637
	P120	25	499638
	P150	25	499639
	P180	25	499640
	P220	25	499641
	P240	25	499642
	P320	25	499643

  RO 150	Granat		
	Grit	Qty.	Item
  DTS 400	P 40	50	575160
	P 60	50	575161
	P 80	50	575162
	P 100	100	575163
	P 120	100	575164
	P 150	100	575165
	P 180	100	575166
	P 220	100	575167
	P 240	100	575168
	P 280	100	575169
	P 320	100	575170
	P 360	100	575171
	P 400	100	575172
	P 500	100	575173
	P 800	50	575174
  RTS 400	Grit	Qty.	Item
	P 40	50	497135
	P 60	50	497136
	P 80	50	497137
	P 120	100	497138
	P 150	100	497139
	P 180	100	497140
	P 220	100	497141
	P 240	100	497142
	P 320	100	497143
	P 400	100	497144
  LS 130	Grit	Qty.	Item
	P 40	50	497117
	P 60	50	497118
	P 80	50	497119
	P 120	100	497120
	P 150	100	497121
	P 180	100	497122
	P 220	100	497123
	P 240	100	497124
	P 280	100	497204
	P 320	100	497125
	P 400	100	497126

Save money by
reducing costs and
achieve consistent,
high quality results.

Granat Net Abrasives
is the perfect solution for sanding materials
that produce a large amount of dust.



Perfect results

The open net structure enables dust extraction across the entire surface - for a clean working environment and a long service life.

Simple positioning on the pad, since there is no hole pattern to follow.

Resistant net structure protects against tearing and has extremely stable edges.

Protection Pads

The protection pads and granat net abrasives, when used together, can be used over a long period of time, and the multiple formats mean you'll have the right one for every task.



For a complete list of pads and abrasives visit festoolcanada.com.



RO 125

ETS 125 / ETSC 125

ETS EC 125

Granat Net		
Grit	Qty.	Item
P 80	50	203294
P 100	50	203295
P 120	50	203296
P 150	50	203297
P 180	50	203298
P 220	50	203299
P 240	50	203300
P 320	50	203301
P 400	50	203302



DTS 400 / DTSC 400

Granat Net		
Grit	Qty.	Item
P 80	50	203320
P 100	50	203321
P 120	50	203322
P 150	50	203323
P 180	50	203324
P 220	50	203325
P 240	50	203326
P 320	50	203327
P 400	50	203328



RO 150

ETS 150 / ETSC 150

ETS EC 150

Granat Net		
Grit	Qty.	Item
P 80	50	203303
P 100	50	203304
P 120	50	203305
P 150	50	203306
P 180	50	203307
P 220	50	203308
P 240	50	203309
P 320	50	203310
P 400	50	203311



RTS 400 / RTSC 400

LS 130

Granat Net		
Grit	Qty.	Item
P 80	50	203285
P 100	50	203286
P 120	50	203287
P 150	50	203288
P 180	50	203289
P 220	50	203290
P 240	50	203291
P 320	50	203292
P 400	50	203293

Protection Pads



Protection pad 2x
For RO 125, ETS 125,
ETSC 125, ETS EC 125

203344



Protection pad 2x
For RO 150, ETS 150,
ETSC 150, ETS EC 150

203343



Protection pad 2x
For RTS 400, RTSC
400, LS 130

203346



Protection pad 2x
For DTS 400, DTSC 400

203347



LHS 225 / PLANEX Easy

Granat Net		
Grit	Qty.	Item
P 80	25	203312
P 100	25	203313
P 120	25	203314
P 150	25	203315
P 180	25	203316
P 220	25	203317
P 240	25	203318
P 320	25	203319



LHS 225 / PLANEX Easy

Granat Soft, sandpaper on a foam backing. Ensures
a very high level of adaptability and even sanding
finish on soft ready-made fillers.

Granat Soft		
Grit	Qty.	Item
P 80	25	204221
P 100	25	204222
P 120	25	204223
P 150	25	204224
P 180	25	204225
P 240	25	204226
P 320	25	204227
P 400	25	204228

Saphir Abrasives for aggressive stock removal and heavy stripping jobs with hard, stubborn and thick coatings.



Durable

Available in P24-P809 - grit abrasives for heavy-duty applications. Durable aluminum oxide abrasive incorporates a tear-resistant fabric backing for extended service life in extreme applications such as hogging out hard or heavily worn surfaces.

Sanding Pads

Easily overlooked but essential to ultimate sanding performance. Festool sanding pads are designed and built for perfectly smooth sanding results while surviving the most demanding applications. Available in different densities and types, sanding pads are the secret to great finishes.



For a complete list of pads and abrasives visit festoolcanada.com.



RO 125

ETS 125 / ETSC 125

ETS EC 125

Saphir		
Grit	Qty.	Item
P 80	50	493124
P 100	50	493125
P 120	50	493126
P 150	50	493127



RO 150

ETS 150 / ETSC 150

ETS EC 150

Saphir		
Grit	Qty.	Item
P 24	25	575194
P 36	25	575195
P 50	25	575196
P 80	25	575197



RO 90

Saphir		
Grit	Qty.	Item
P 100	25	487519



LHS 225 / PLANEX Easy

Saphir		
Grit	Qty.	Item
P 24	25	495174
P 36	25	495175

Dust Extraction

Transform your sanding experience by connecting seamlessly to a Festool CT Dust Extractor. Lightweight and portable, the CT MIDI has the capacity for common sanding tasks, and carries Full Unit HEPA Certification.

See more on the CT MIDI Dust Extractor on page 22.





Hand Sanding.

Achieve an outstanding final finish.


An extension of the Festool abrasive line-up for machines, featuring Granat and Vlies abrasives to match material removal capacity and long service life that creates the perfect surface performance.



Scan for more
on hand sanding



Granat Sheet and Roll Abrasives
offer flexible and universal hand sanding
for a variety of sanding tasks.



GRANAT

GRANAT is a premium hand sanding abrasive that ensures to achieve your desired sanding results quickly and efficiently. Developed in accordance with the principles of machine abrasives - with enormous material removal capacity and a long service life. For a perfect surface, no matter the application.

SYSTAINER Storage


Organization made easy. The SYSTAINER System makes it possible to configure highly mobile, job-specific kits, keeping you organized and working efficiently. Festool SYSTAINERS offer a rugged, flexible, and convenient means of storing, carrying, and combining tools and accessories.




See more SYSTAINER storage and mobility on page 52.

Benefits

Longer service life and a high material removal rate due to special fused aluminum oxide.
Synthetic resin for entirely bonded grits delivering long lasting cutting power.
Due to the unmatched grit bonding you will have less grit break out when folding or conforming to your surface.



9" x 11" Granat sheet stock abrasive.
Durable abrasive resists loading. Durable bound resists separating even when folded.
Available in grits P40 - P400.



Over 82' of 4-1/2"-wide continuous roll abrasive can be cut to length as needed.
Available in grits P40 - P320.

GRANAT Sheet and Roll Abrasives

Grit	Qty.	Item
230 x 280 mm:		
P40	25 Units	201085
P60	50 Units	201087
P80	50 Units	201088
P100	50 Units	201089
P120	50 Units	201090
P150	50 Units	201091
P180	50 Units	201093
P220	50 Units	201094
P240	50 Units	201095
P320	50 Units	201096
P400	50 Units	201097
P40	10 Units	201256
P60	10 Units	201257
P80	10 Units	201258
P100	10 Units	201259
P120	10 Units	201260
P150	10 Units	201261
P180	10 Units	201262
P220	10 Units	201263
P240	10 Units	201264
P320	10 Units	201265
P400	10 Units	201266

Grit	Qty.	Item
115 mm x 25 m:		
P40	1 Units	201103
P60	1 Units	201104
P80	1 Units	201105
P100	1 Units	201106
P120	1 Units	201107
P150	1 Units	201108
P180	1 Units	201109
P220	1 Units	201110
P240	1 Units	201111

Granat Sponges and Vlies Abrasives
suited for hard-to-solve hand sanding problems,
profiles, convex and concave structures.



Flexible

Specially developed and shaped abrasives feature different profiles, formats, and grits to adapt to hand sanding tasks. Helping to achieve an outstanding final finish.

SYSTAINER Storage

Organization made easy. The SYSTAINER System makes it possible to configure highly mobile, job-specific kits, keeping you organized and working efficiently. Festool SYSTAINERS offer a rugged, flexible, and convenient means of storing, carrying, and combining tools and accessories.




See more SYSTAINER storage and mobility on page 52.


GRANAT Sponges




Durable four-sided abrasive sponges. Perfect for sanding edges, rabbets, and profiles.



Specially formed sponge with convex, square, and beveled surfaces. Perfect for sanding concave profiles, bevels, edges, rabbets, and profiles.



Double -side sponge with unique grit coating on soft core foam compresses to conform to sensitive surface profiles providing even surface preparation with even pressure distribution.



Single-side sponge that is flexible and has elastic structure with grippy back for fine sanding as well as matting of paint surfaces and finishes.

Grit	Qty.	Item
69 x 98 x 26 mm:		
36	6 Units	201080
60	6 Units	201081
120	6 Units	201082
220	6 Units	201083
120	6 Units	201084
Grit	Qty.	Item
98 x 120 x 13 mm:		
60	6 Units	201112
120	6 Units	201113
220	6 Units	201114
800	6 Units	201507
Grit	Qty.	Item
115 x 140 x 5 mm:		
280	20 Units	201769
1000	20 Units	201101
1500	20 Units	201102

Vlies Abrasives

Permeable structure abrasive matrix that resists clogging. Flexible structure is ideally suited to abrading profiles, convex and concave structures, as well as general-purpose scuff sanding.



Grit	Qty.	Item
115 x 152 mm:		
100	25 Units	201115
320	30 Units	497088
800	30 Units	497089
1000	30 Units	497090
Grit	Qty.	Item
115 mm x 10 m:		
100	1 Units	201116
320	1 Units	201117
800	1 Units	201118
1000	1 Units	201119

Polishing.

Conquer the most demanding applications with ease.

Achieve unmatched surface quality with the simple and straight-forward polishing system from Festool. Color-coded polishing compounds correlate with the appropriate sponge to deliver the perfect levels of finish. Polishing compounds come in an easy-to-use squeeze bottles with resealable tops with a corresponding color band to indicate which sponge is to be used with the polish.





Scan for more
on this product



The SHINEX Polishing Sander provides the perfect speed for the application at hand.



RAP 150-14 FE (1,400rpm)

571000

Specifications	
Power consumption	1,200 watt
Idle engine speed	600 - 1,400 RPM
Max. polishing pad dia.	6" (150 mm)
Weight	4.63 lbs (2.1 kg)

RAP 150-21 FE (2,100rpm)

571011

Specifications	
Power consumption	1,200 watt
Idle engine speed	900 - 2,100 RPM
Max. polishing pad dia.	6" (150 mm)
Weight	4.63 lbs (2.1 kg)

With 1200 watts of power, the SHINEX is capable to conquering the most demanding polishing applications with ease. Variable speed settings allow you to dial in the perfect speed for the application at hand between. At only 4.6 pounds, the light weight design prevents fatigue during extended use. A fluff filter screens contaminants from polishing pads, felts, sheepskins or other environmental debris and protects the motor for longer service life.

Available in low-torque and high-torque versions. The high speed, low torque machine spins up to 2,100 RPM for most common polishing applications and the low speed, high torque spins up to 1,400 RPM for more aggressive polishing. Both machines feature improved internal designs for longer life and cooler running.

POLISHING System



Achieve unmatched surface quality with the simple and straight-forward polishing system from Festool. Color-coded polishing compounds correlate with the appropriate sponge to deliver the perfect levels of finish. Polishing compounds come in a easy-to-use squeeze bottles with resealable tops with a corresponding color band to indicate which sponge is to be used with the polish.

Simple

Color-coded bottles and sponges provide a matched abrasive and sponge system to deliver excellent results without frustration.







Progressive

From coarse to extra-fine, in flat or waffle-face design, Festool sponges provide a consistent and uniform delivery system for consistent polishing performance.

Effective

Festool polishing system combined with high-performance polishing machines provide a complete system from the most abrasive tasks to the highest surface qualities.



Polishing Pads		
	<p>Polishing Sander Backing Pad</p> <p>For RO 90, for attaching polishing accessories. Diameter 2-15/16" (75 mm).</p>	495625
	<p>Polishing Sander Backing Pad</p> <p>For RO 125, for attaching polishing accessories. Diameter 4-1/2" (115 mm).</p>	492128
	<p>Polishing Sander Backing Pad</p> <p>For RO 150, for attaching polishing accessories. Diameter 5-5/16" (135 mm).</p>	496151
	<p>Polishing Pad</p> <p>For RAP 150, for attaching polishing accessories. Diameter 5-5/16" (135 mm).</p>	488342
Polishing Cloths		
	<p>Microfiber Cloth</p> <p>Excellent for removing polish residues and grease marks. Also for finish polishing and touch-ups. (2 pieces)</p>	493068
	<p>Cleaning Cloth</p> <p>9.4" x 14.9" (240 x 380 mm) Premium cleaning cloths for finishing/polishing; 200 pieces.</p>	498071

		D80	D125	D150
Polishing Accessories				
	Polishing sponge Coarse polishing sponge for paint prep and applying abrasive compounds, polishes, and waxes. Yellow (5 pieces)	201989	201990	201991
	Polishing sponge Medium polishing sponge for paint prep and applying abrasive compounds, polishes, and waxes. Orange. (1 piece)		202367	202369
	(5 pieces)	201993	201995	201997
	Polishing sponge Medium polishing sponge for paint prep and applying abrasive compounds, polishes, and waxes. Orange. Waffle face. (1 piece)		202368	202370
	(5 pieces)	201994	201996	201998
	Polishing sponge Medium-Fine polishing sponge for paint prep and applying abrasive compounds, polishes, and waxes. Blue. (1 piece)		202371	202373
	(5 pieces)	202001	202003	202005
	Polishing sponge Medium-Fine polishing sponge for paint prep and applying abrasive compounds, polishes, and waxes. Blue. Waffle face. (1 piece)		202372	202374
	(5 pieces)	202002	202004	202006
	Polishing sponge Fine polishing sponge for preliminary polishing and finishing when removing dust inclusions. White. (1 piece)		202375	202377
	(5 pieces)	202009	202011	202013
	Polishing sponge Fine polishing sponge for preliminary polishing and finishing when removing dust inclusions. White. Waffle face. (1 piece)		202376	202378
	(5 pieces)	202010	202012	202014
	Polishing sponge Extra-Fine polishing sponge for applying a high-gloss polish and sealants as well as polishing out holograms. Black. Waffle face. (1 piece)		202379	202380
	(5 pieces)	202017	202018	202019
	Premium sheepskin For an even polishing finish. Low spattering characteristics due to pile height of 18 mm (1 piece)		202045	202046
	(5 pieces)	202044		
	Polishing felt Use for applying polishes, waxes, and finishes to hard flat surfaces. (1 piece)			485970
	(5 pieces)	488339	493078	488348
	Polishing felt Use to apply compounds and finishes to semi flat or slight contour surfaces. (1 piece)			485972
	(5 pieces)	488341	493077	488347



Mixer.

**Designed for maximum
comfort and control.**

Adapt the way you work when doing the dirty work of mixing and stirring. The Ergofix system adjusts to the way you work with tool-free height adjustment for comfort and control.



Scan to see more
on this product



MX 1200 Mixer for comfort and control when mixing and stirring materials.



See how simply
and easy to use



Mixer MX 1200 E EF

575213

- ErgoFix height adjustment with integrated quick-change function.
- No material splash upon start-up thanks to soft start with variable speed trigger.
- Less effort required for guiding the mixer thanks to ergonomic handle design with large lever arm.
- Protective cap with labyrinth seal prevents the penetration of spray water and dirt.
- The right stirring speed for every material thanks to electronic speed control.



5 different adjustment points



ErgoFix Adapter
AD-EF-M14/80 ErgoFix
769091

The heart of the ergonomic MX 1200 mixer, the ErgoFix Adapter attaches to stirring rods with M14 thread to provide a quick, tool-free mount to the MX 1200. Work with less fatigue thanks to height adjustment.

Mixer MX 1200 E EF
575213

Standard package includes
Spiral Stirrer Rod
ErgoFix adapter

Specifications	
Power consumption	1200 watt (10 amps, 120V AC)
Idle engine speed	360 - 630 RPM
Collar dia.	2.24" (57 mm)
Mount Type	M14/ErgoFix
Max. mixer container dia.	5.5" (140 mm)
Max. mix quantity	15.85 liquid gallons (60 liters)
Weight	9.9 lbs (4.5 kg)

Metric dimensions binding.

Mixer - Accessories & Consumables



Spiral Stirrer - HS 2 140x600 M14 769031
Dual-spiral helical design stirring rod for viscous materials.



Stirrer - CS 140x600 M14 769117
Whisk-style stirring rod for epoxy resin, filler, leveling compound, cement, adhesives. Designed to reduce air bubbles.



Disc Stirrer - WS 2 140x600 M14 769022
Disc-style stirring rod for liquids, paints, varnishes, wallpaper paste, glue.



Grinders.

Taking durability, efficiency and ergonomics to a new level.

Our grinders are built to last and perform in all types of demanding remodeling jobs.

Scan for more
on this product



RG 130 Renovation Grinder
for maximum speed and ergonomics
with minimal dust exposure.



**RG 130
Renovation Grinder**

575423

- Top motor speed of 7700 RPM, coupled with aggressive diamond-tooling
- Make work faster by cutting through layers of decades-old surface build-up to reveal fresh surfaces.
- Integrated dust shroud with spring-loaded brushes feature a fold-up front segment for resurfacing right up to an edge.
- Powerful 13-amp motor, robust internal parts and electronic protection.
- Built for heavy-duty work in the most demanding applications.
- Large adjustable bail-style handle with over-mold provides positive grip for comfort and control.
- Removable Guide Ring provides adjustable depth control to protect surfaces.
- Replaceable Brush Ring contains dust for efficient extraction



RG 130
575423



Scan to
see more

Standard package includes

Diamond Disc DIA PAINT-D130 Premium

Guide Table

Front Handle

Flange Set

Spanner

Hook-and-loop Fastener

SYSTAINER

SYS 5 TL

Specifications

Tool dia. 5-1/8" (130 mm)

Dust extraction
onnection dia. 1-7/16" (36 mm)

Weight 8.38 lbs (3.8 kg)

Metric dimensions binding.

Accessories & Consumables



Diamond Disc Paint - D130 Premium

204176

For removal of paint and thin-set from weood.
130 mm diameter for mounting on 25mm or 7/8" arbor
(with supplied bushing). Segment height 2.00 mm (3/32")



Diamond Disc Hard - D130 Premium

768017

For grinding on concrete and removal of epoxy resin or
thin-set/coatings from concrete.
130 mm diameter for mounting on 25mm or 7/8" arbor
(with supplied bushing). Segment height 7.00 mm (9/32")



Guide Ring GT-RG 130

769080

Removable guidance ring with locking nut.



Brush Ring BC-RG 130

769110

Replaceable brush ring with folding segment.

AGC 18 Angle Grinder can help to tackle a wide array of professional projects.



AGC 18 Angle Grinder

Basic	575349
Plus	575348

- Work appropriately for the material: Speed can be steplessly adjusted between 4500 and 8500 rpm.
- Ideal ergonomics for cutting work: Its design means that it fits well in the user's hand, runs smoothly and generates few vibrations.
- Systems get it done: Compatible with the battery packs and chargers in the Festool 18 Volt System.
- Get results fast: Thanks to the powerful, brushless – and therefore maintenance-free – EC-TEC motor.
- Soft start-up, electronic overload protection, motor brake and restart protection.
- Robust and long-lasting: Enclosed motor and cast electronics are safely protected against dust.



Working with the material in mind
Steplessly adjustable speed of 4500–8500 rpm.

Scan to
see more



Versatility

Equipped for surface grinding and including a unique battery position for cut-off operation, this angle grinder can help you tackle a wide array of professional projects.

AGC 18 Basic

575349



Standard package includes

Auxiliary Handle VIBRASTOP

Flange

Guard

Key

Quick-acting Clamping Nut

SYSTAINER

SYS 2 TL

AGC 18 Plus

575348



Standard package includes

BP 18 L 5.2 ASI Battery Pack 2x

TCL 6 Rapid Charger

Auxiliary Handle VIBRASTOP

Flange

Guard

Key

Quick-acting Clamping Nut

SYSTAINER

SYS 2 TL

Specifications

Battery voltage 18 V

Li-ion battery capacity 5.2 Ah






Idle Engine Speed 4,500 - 8,500 RPM

Disc diameter 4-1/2" (155 mm)

Spindle Thread/Flange 5/8"

Weight with Li-ion 5.95 lbs (2.7 kg)




Angle Grinder Accessories

AGC 18 Accessories		
	Separating protective cover for safe work with cutting discs made of bonded abrasives	203377
	Protective cover for grinding work with flap discs and roughing discs	203383
	Cut-off wheel for cutting steel and stainless steel Dia. 4-1/2" (115mm), Max. hole dia. 7/8" (22.23mm), Qty: 10	204903
	Keyless flange nut Front clamping flange; sanders clamped without using tools	204928
	Flange Rear clamping flange; for clamping sanders	203382

Time-saving work

Lockable spindle and quick-action clamping nut for fast disc changes without the need for tools.



AGC 18 Accessories		
	Key For flange	204929
	Hand protection for safe work with wire brushes	205193
	Auxiliary handle VIBRASTOP Holder M8	769620



Impressively ergonomic
Optimal battery and handle orientation and switch position for cutting work. Smooth operation and vibration dampening.

Festool Wishlist.


Create your own product wishlist for quick reference.


Find An Authorized Dealer

Brick and Mortar store locator - festoolcanada.com/dealer

Online store locator - festoolcanada.com/dealer/online-dealers

[illegible]





FESTOOL SERVICE ALL-INCLUSIVE® Limited Warranty

Festool Canada Inc. ("Festool") warrants that, subject to the terms of this limited warranty (the "Limited Warranty"), all new Festool power tools¹ purchased from authorized dealers in Canada (each, a "tool") (a) will be free from defects in materials and workmanship, and (b) are eligible for reasonable servicing, in each case for a term of one (1) year from the date of original retail purchase (the "purchase date"). By registering a new tool online with Festool within 30 days of purchase such warranty will be extended for two (2) additional years, for a total of three (3) years from the purchase date. Tools can be registered online at: festoolcanada.com/register.

This Limited Warranty is void if the tool is not used, operated, repaired and maintained in accordance with the tool's instruction manual. Excluded from this Limited Warranty's coverage are:

- 1. Accessories and/or attachments, including, but not limited to, saw blades, drill bits, router bits, sanding discs and apparel;
- 2. Tools purchased from outside of Canada;
- 3. Repairs or replacements not properly performed in accordance with the tool's instruction manual;
- 4. Parts or components not supplied by Festool or that have been modified;
- 5. Damage caused by misuse, abuse, accident, impact, abnormal wear and tear, improper storage and/or exposure to the elements, or neglect;
- 6. Damage caused by anything other than defects in materials and workmanship;
- 7. Normal adjustments and recommended maintenance as set forth in the tool's instruction manual;
- 8. Damage from the operation of the tool at a voltage or frequency; and different from the tool's rating, including the use of transformers

Should any failure covered by this Limited Warranty occur, the purchaser must contact Festool at Festool Canada, 855-784-9727 for authorization and shipping information. Proof of purchase is required. Festool, in its sole discretion, may elect to repair, replace or refund the purchase price of any tool covered by the terms and conditions of this Limited Warranty at no cost to the purchaser. Warranty returns will be processed by Festool according to normal work flow and availability of replacement parts and components. If the repair or replacement is covered under this Limited Warranty, Festool will issue a prepaid shipping label for return of the

tool to the Festool Service Center and will also return the repaired tool freight prepaid.

Not applicable to the residents of Quebec to which the Quebec Consumer Protection Act applies.

FESTOOL SHALL NOT BE LIABLE FOR ANY CONSEQUENTIAL, INCIDENTAL OR SPECIAL DAMAGES REGARDLESS OF THE THEORY OF LAW ON WHICH THE CLAIM IS BASED. TO THE EXTENT PERMITTED BY APPLICABLE LAW, ALL WARRANTIES AND CONDITIONS IMPLIED BY APPLICABLE LAW, INCLUDING IMPLIED WARRANTIES OF MERCHANTABILITY AND FITNESS FOR PARTICULAR PURPOSE ARE HEREBY LIMITED TO THE DURATION OF THREE YEARS.

With the exception of any warranties implied by applicable law, the foregoing warranty expressly set out in this Limited Warranty is exclusive and in lieu of all other warranties, conditions, guarantees, agreements, and similar obligations. No agent, representative, distributor, dealer, or employee of Festool has the authority to increase or otherwise modify the obligations or limitation of this Limited Warranty

Warrantor: Festool Canada Inc.
855.784.9727
77 Auriga Drive, Unit 14
Ottawa, ON K2E 7Z7
festoolcanada.com/SAI

Instruction Manual

Warning
To reduce the risk of personal injury and for best optimum tool performance, be sure to read, understand, and follow all the safety and operating instructions in the instruction manual before using the tool. An instruction manual is furnished with every tool. If yours is lost or if you have questions, please call 888.337.8600 for a replacement.

Health Warning
Various dusts created by power sanding, sawing, grinding, drilling, and other construction activities contain chemicals known (to the State of California) to cause cancer, birth defects or other reproductive harm. Some examples of these chemicals are: lead from lead-based paints; crystalline silica from bricks and cement and other masonry products; arsenic and chromium from chemically treated lumber.

Your risk from these exposures varies, depending on how often you do this type of work. To reduce your exposure to these chemicals: always work in a well-ventilated area. Festool recommends to use Dust Extractors with every power tool. If the inhalation of dust nevertheless exceeds the ambient (background) level, wear a respirator approved by NIOSH/MSHA for the material at issue.

Disclaimer

Festool reserves the right to make changes or improvements on its products without incurring an additional obligation to make corresponding changes or improvements to products previously manufactured or sold. Festool reserves the right to discontinue products at any time without notice. All illustrations and photographs displayed in this catalog are the property of Festool and shall not be duplicated or reproduced without the express written consent of Festool. Specifications and photographs are as of 3/01/18 and are subject to change without notice. Any unauthorized use of a trademark without express written consent is strictly prohibited.

Festool is not responsible for typographical errors.

FESTOOL®
Tools for the toughest demands

Festool® is a registered trademark of FestoolUSA, LLC.

© Copyright 2018 FestoolUSA, Tooltechnic Systems, LLC.
All rights reserved.

Note: The following is an exemplar Festool limited warranty. The actual warranty that comes with your power tool is controlling.
¹ For purposes of this Limited Warranty, "power tools" are defined as any Festool branded product that bears a serial number S.Nr. or M.Nr.
² To determine if your application is excluded from the warranty under this condition, please contact the Festool Service Center at 855.784.9727.

Garantía

FESTOOL SERVICE ALL-
Garantía Limitada INCLUSIVE®

Festool Canada Inc. ("Festool") garantiza que, sujeto a los términos de esta garantía limitada (la "Garantía limitada"), todas las herramientas eléctricas1 nuevas de Festool compradas a distribuidores autorizados en Canadá (en cada caso, la "herramienta") (a) no tendrán defectos de materiales o de fabricación, y (b) podrán recibir un servicio de mantenimiento razonable, en cada caso por el plazo de un (1) año desde la fecha de compra en el establecimiento minorista original (la "fecha de compra"). Si se registra la nueva herramienta en el sitio web de Festool en un plazo de 30 días después de la compra, dicha garantía se amplía en dos (2) años adicionales, para un total de tres (3) años contados a partir de la fecha de compra. Puede registrar las herramientas en internet en: festoolcanada.com/register].

Esta Garantía limitada queda anulada si la herramienta no se usa, opera, repara y mantiene de conformidad con el manual de instrucciones de la herramienta. La cobertura de esta Garantía limitada no incluye:

1. Los accesorios y/o aditamentos; incluidos, entre otros, las hojas de corte, las brocas regulares, las brocas buriladoras, los discos de esmerilar y la vestimenta;
2. Las herramientas compradas de países distintos de Canadá;
3. Las reparaciones o reemplazos no efectuados debidamente de acuerdo con el manual de instrucciones de la herramienta;
4. Piezas o componentes no suministrados por Festool o que hayan sido modificados;
5. Los daños causados por uso indebido, abuso, accidente, golpes, desgaste anormal, almacenamiento inadecuado y/o exposición a los elementos, o negligencia;
6. Los daños cuyas causas no sean defectos de materiales o de fabricación;
7. Los ajustes regulares y el mantenimiento recomendado estipulados en el manual de instrucciones de la herramienta;
8. Los daños derivados del funcionamiento de la herramienta a un voltaje o una frecuencia diferentes de los valores nominales especificados para la herramienta, incluido el uso de transformadores.

En caso de producirse una falla cubierta por esta Garantía limitada, el comprador debe contactar a Festool en Festool Canada, 855-784-9727 y solicitar información sobre el envío y autorización. Se exige presentar un comprobante de la compra. Festool, a su criterio exclusivo, puede optar por reparar, reemplazar o reembolsar el precio de compra de cualquier herramienta cubierta por los términos y condiciones de esta Garantía limitada, sin costo alguno para el comprador. Festool procesará las devoluciones en virtud de la Garantía en función del flujo de trabajo normal y la disponibilidad de componentes y piezas de repuesto. Si la reparación o el reemplazo están cubiertos por esta Garantía limitada, Festool emitirá una etiqueta de envío prepagado para la devolución de la

herramienta al Centro de servicio de Festool y también devolverá la herramienta reparada con el franqueo prepagado.

No se aplica a los residentes de Quebec, para quienes se aplica la Ley de protección del consumidor (Consumer Protection Act) de Quebec.

FESTOOL NO SERÁ RESPONSABLE DE NINGÚN DAÑO CONSECUENTE, SECUNDARIO O ESPECIAL, INDEPENDIENTEMENTE DEL SISTEMA DE DERECHO EN EL QUE SE BASE LA RECLAMACIÓN. EN LA MEDIDA EN QUE LO PERMITA LA LEY APLICABLE, TODAS LAS GARANTÍAS Y CONDICIONES IMPLÍCITAS POR LA LEY APLICABLE, INCLUIDAS LAS GARANTÍAS IMPLÍCITAS DE COMERCIABILIDAD E IDONEIDAD PARA UN FIN PARTICULAR, SE LIMITAN MEDIANTE LA PRESENTE A UN PLAZO DE TRES AÑOS. Con excepción de las garantías implícitas por la ley aplicable, la garantía anterior expresamente estipulada en esta Garantía limitada es exclusiva y sustituye otras garantías, condiciones, promesas, acuerdos y obligaciones similares. Ningún agente, representante, distribuidor, concesionario o empleado de Festool está autorizado a ampliar o de cualquier otro modo modificar las obligaciones o la limitación de esta Garantía limitada.

Garant: Festool Canada Inc.
855.784.9727
77 Auriga Drive, Unit 14
Ottawa, ON K2E 7Z7

festoolcanada.com/SAI

Manual de instrucciones

Advertencia
Para reducir el riesgo de lesiones personales y para obtener el mejor rendimiento óptimo de la herramienta, asegúrese de leer, comprender y seguir todas las instrucciones de seguridad y operación del manual de instrucciones antes de usar la herramienta. Un manual de instrucciones se suministra con cada herramienta. Si el suyo está perdido o si tiene preguntas, llame al 888.337.8600 para obtener un reemplazo.

Advertencia de salud
Varios polvos creados por lijado, aserrado, esmerilado, taladrado y otras actividades de construcción contienen productos químicos conocidos (por el Estado de California) que causan cáncer, defectos de nacimiento u otros daños reproductivos. Algunos ejemplos de estos productos químicos son: el plomo de las pinturas a base de plomo; sílice cristalina de ladrillos y cemento y otros productos de albañilería; Arsénico y cromo de la madera tratada químicamente.

El riesgo de estas exposiciones varía según la frecuencia con la que realice este tipo de trabajo. Para reducir su exposición a estos productos químicos: trabaje siempre en un área bien ventilada. Festool recomienda utilizar extractores de polvo con cada herramienta eléctrica. Si la inhalación de polvo, sin embargo, excede el nivel ambiental (fondo), use un respirador aprobado por NIOSH / MSHA para el material en cuestión.

Renuncia

Festool se reserva el derecho de realizar cambios o mejoras en sus productos sin incurrir en una obligación adicional de realizar los cambios o mejoras correspondientes a los productos fabricados o vendidos anteriormente. Festool se reserva el derecho de suspender los productos en cualquier momento sin previo aviso. Todas las ilustraciones y fotografías mostradas en

Este catálogo es propiedad de Festool y no se duplicará ni reproducirá sin el consentimiento expreso por escrito de Festool. Las especificaciones y fotografías son a partir del 3/01/18 y están sujetas a cambios sin previo aviso. Cualquier uso no autorizado de una marca registrada sin consentimiento expreso por escrito está estrictamente prohibido.

Festool no se hace responsable de los errores tipográficos.

FESTOOL®
Tools for the toughest demands

Festool® is a registered trademark of FestoolUSA, LLC.

Nota: La siguiente es una garantía limitada ejemplar de Festool. La garantía real que viene con su herramienta eléctrica está controlando.
1 Para fines de esta Garantía limitada, "herramientas eléctricas" se define como todo producto de la marca Festool que tenga un número de serie S.Nr. o M.Nr.
2 Para determinar si su aplicación está excluida de la garantía bajo esta condición, comuníquese con el Centro de servicio de Festool al 855.784.9727.

Garantie limitée FESTOOL SERVICE ALL-INCLUSIVE®

Festool Canada Inc. (ci-après **Festool**) déclare que, sous réserve des dispositions de la présente garantie limitée (ci-après la **garantie limitée**), tous les nouveaux outils électriques Festool¹ achetés d'un distributeur autorisé au Canada (chacun, un outil) : a) seront exempts de défauts de matériaux et de fabrication, et b) sont admissibles, dans des limites raisonnables, au service d'entretien-réparation, dans tous les cas pour une période d'un (1) an à partir de la date originale d'achat au détail (ci-après la date d'achat). En enregistrant un nouvel outil en ligne avec Festool dans les 30 jours suivant l'achat, une telle garantie sera prolongée de deux (2) ans de plus, soit trois (3) ans en tout à partir de la date d'achat. On peut enregistrer les outils en ligne à : festoolcanada.com/register.

La présente garantie limitée sera annulée si l'utilisation, le fonctionnement, la réparation ou l'entretien de l'outil déroge au mode d'emploi de l'outil en question. Les éléments suivants sont exclus de la couverture de la présente garantie limitée :

1. Les accessoires, notamment les lames de scie, les forets, les fraises, les disques abrasifs et les vêtements (liste non exhaustive);
2. Les outils achetés ailleurs qu'au Canada;
3. Les réparations ou les remplacements qui dérogent au mode d'emploi de l'outil en question;
4. Les pièces ou les composants modifiés ou ne provenant pas de Festool;
5. Les dommages causés par un usage impropre ou abusif, un accident, un choc, une usure anormale, un entreposage inapproprié ou une exposition aux éléments extérieurs, ou par la négligence;
6. Les dommages pour quelque raison que ce soit à l'exception des défauts de matériaux et de fabrication;
7. Les réglages normaux et l'entretien recommandé, conformément au mode d'emploi de l'outil en question;
8. Les dommages résultant de l'utilisation de l'outil à une tension ou une fréquence autre que la performance nominale de l'outil en question, y compris l'utilisation de transformateurs

En cas de défaillance couverte par la présente garantie limitée, l'acheteur doit communiquer avec Festool Canada au 888-337-8600 pour obtenir une autorisation et les coordonnées

d'expédition. Une preuve d'achat est requise. Festool, à sa seule discrétion, peut choisir de réparer, remplacer ou rembourser le prix d'achat de n'importe quel outil couvert par les dispositions de la présente garantie limitée sans frais pour l'acheteur. Festool traitera les retours sous garantie en fonction du flux opérationnel normal et de la disponibilité des composants et des pièces de rechange. Si la réparation ou le remplacement est couvert au titre de la présente garantie limitée, Festool produira une étiquette d'expédition prépayée pour renvoi de l'outil au centre de service Festool et renverra aussi l'outil réparé sans frais de livraison.

Les résidents du Québec couverts par la Loi sur la protection du consommateur ne sont pas admissibles.

FESTOOL DÉCLINE TOUTE RESPONSABILITÉ À L'ÉGARD DES DOMMAGES CONSÉCUTIFS, ACCESSOIRES OU SPÉCIAUX, SANS ÉGARD À LA THÉORIE JURIDIQUE SUR LAQUELLE L'ALLÉGATION SE BASE. DANS LA MESURE PERMISE PAR LA LOI EN VIGUEUR, TOUTES LES GARANTIES ET MODALITÉS IMPLICITES EN VERTU DE LA LOI, INCLUANT TOUTE GARANTIE IMPLICITE DU CARACTÈRE ADÉQUAT POUR LA COMMERCIALISATION OU UN USAGE PARTICULIER, SONT LIMITÉES EN VERTU DES PRÉSENTES À UNE PÉRIODE DE TROIS ANS.

À l'exception de toute garantie implicite en vertu de la loi en vigueur, la garantie susdite expressément établie dans le cadre de la présente garantie limitée est exclusive et elle remplace toutes les autres garanties, modalités, ententes et obligations semblables. Les agents, représentants, distributeurs, commerçants et employés de Festool ne détiennent pas l'autorité d'augmenter ni de modifier de quelque autre façon ni les obligations ni la limite de la présente garantie limitée.

Garant : Festool Canada Inc.
855.784.9727
77 Auriga Drive, Unit 14
Ottawa, ON K2E 7Z7
festoolcanada.com/SAI

Guide d'utilisation

Mise en garde

Afin de réduire le risque de blessures corporelles et pour obtenir une performance optimale de l'outil, assurez-vous de lire, comprendre et observer toutes les consignes de sécurité et d'utilisation dans le mode

d'emploi avant d'utiliser l'outil. Un Guide d'utilisation est fourni avec chaque outil. Si vous avez égaré le vôtre ou si vous avez des questions, veuillez appeler au 1-800-337-8600 pour obtenir un remplacement.

Message relatif à la santé

Les différentes poussières créées en ponçant, sciant, meulant, perçant du bois et au cours d'autres activités de construction à l'aide d'un outil électrique contiennent des produits chimiques connus (dans l'état de la Californie) pour causer le cancer, des anomalies congénitales ou autres dangers pour la reproduction. Parmi des exemples de ces produits chimiques, mentionnons : le plomb des peintures à base de plomb, la silice cristalline des briques et du ciment et autres produits de maçonnerie ; arsenic et chrome provenant du bois chimiquement traité.

Votre risque d'exposition à ces produits varie, selon la fréquence à laquelle vous faites ce genre de travail. Pour réduire votre exposition à ces produits chimiques : travaillez toujours dans un endroit bien aéré. Festool recommande l'utilisation de dépoussiéreurs avec chaque outil électrique. Si, néanmoins, l'inhalation de poussière dépasse le niveau ambiant, portez un respirateur approuvé NIOSH/MSHA pour le matériel concerné.

Avis de non-responsabilité

Festool se réserve le droit d'effectuer des changements ou des améliorations à ses produits sans encourir d'obligation additionnelle d'effectuer des modifications ou des améliorations correspondantes sur les produits fabriqués ou vendus auparavant. Festool se réserve le droit d'abandonner des lignes de produits en tout temps sans préavis. Toutes les illustrations et les photographies contenues dans le présent catalogue sont la propriété de Festool et ne peuvent être dupliqués ou reproduits sans le consentement explicite par écrit de Festool.

Festool n'est pas responsable des erreurs typographiques.

FESTOOL®

Les outils de toutes les exigences

Festool® est une marque déposée de FestoolUSA, LLC.

© Copyright 2018 FestoolUSA, Tooltechnic Systems, LLC.
Tous les droits sont réservés.

Remarque: La garantie qui suit est un exemple de référence de la garantie restreinte de Festool. La garantie courante qui accompagne votre outil électrique est prépondérante.

¹ Aux fins de la présente garantie limitée, le terme « **outils électriques** » définit tout produit Festool portant un numéro de série S.Nr. ou M.Nr.

² Afin de déterminer si votre application est exclue de la garantie à ce titre, veuillez contacter le Centre de service après-vente Festool en appelant le 888.337.8600.



Festool Canada Inc.
77 Auriga Drive, Suite 14
Ottawa, ON K2E 7Z7

Customer Service & Repair
Tel 855.784.9727

festoolcanada.com



Festool CANADA Product Catalog 2020
Replaces all previous catalogs
5740 0112 EN

Festool is not responsible for typographical errors.