



FESTOOL®

Product Catalog **2019**

Tools for the Toughest Demands



6 Dust Extraction



18 Vacuum Clamping



22 Multifunction Tables



26 Storage and Mobility



32 Sawing



54 Oscillating Multi-Tool



58 Routing



66 Edge Banding



70 Joining



78 Planing



82 Drilling



94 Lighting & Radio



102 Sanding



132 Polishing



136 Mixing



At Festool, we strive to understand what you demand out of a tool. We don't just manufacture professional power tools, we design, research, and develop our tools in the hands of tradespeople like you. We do this so that each and every single tool and product we make not only meets your needs, but surpasses your expectations about what a power tool can do.

Quality and reliability are integral to our entire manufacturing process. Many Festool power tools have already been in use for 30 years or more. Along with our focus on high-performance and longevity, we concentrate on ergonomics as well, so that you can work better with superior results.

In the following pages, you will see how every tool and accessory we manufacture is unmatched in quality, functionality and longevity. You will also discover how each product fits into our Festool system, which will help you maximize performance.



Dust Extraction.

Efficient, mobile and virtually dust free.

Our CT Dust Extractors connect effortlessly with our tools and capture fine particles at the source. This allows quicker cleanup, creates smoother finishes, extends the life of your tools, and protects the air you breathe. With these advantages alone, it's clear to see that our system approach centers around working clean. And that's why we've created a full lineup of CT Dust Extractors that have you covered on any job, large or small.



CERTIFIED FULL UNIT
HEPA
DUST EXTRACTORS



Bluetooth® Technology

**CT 26, 36, and 48 are Bluetooth® capable with additional accessories*

The CT SYS is ideal for remodelers and painters who need the utmost in portability, yet without compromise in function.

Festool's most portable mobile Dust Extractors, the CT MINI and CT MIDI, are compact and lightweight, yet have enough capacity for common jobsite tasks.



CT SYS
575280 \$395.00



CT MINI
574845 \$590.00



CT MIDI
574837 \$640.00

Foot brake

Quick on/off foot-actuated brake prevents roll-off during usage or during transport.



Anti-static hose

Anti-static design helps to eliminate dust particle buildup on the hose exterior, while also preventing clogging and errant shocks.



Highly portable

Generously-sized casters plus an ergonomic center handle, positioned for comfortable lifting and carrying, deliver a truly mobile solution.

CERTIFIED FULL UNIT
HEPA
DUST EXTRACTORS

The CT 26, CT 36, and CT 48 are Festool's most capable and versatile mobile Dust Extractors. These units can easily negotiate obstacles in the shop or on the worksite. All three units carry Full Unit HEPA Certification and are Bluetooth® capable.



CT 26 E
574930 \$730.00



CT 36 E
574935 \$790.00



CT 48 E
574938 \$830.00

Click To Compare CT Dust Extractors

festoolusa.com/dust-extractors



CT SYS



CT MINI



CT MIDI

Standard package includes	
Anti-Static Suction Hose	1-1/16" x 9.8' (27 mm x 3.0 m) (1 piece)
Filters	HEPA (1 piece)
Disposable Filter Bag	1 piece
Container / Filter Bag Capacity	1.2 gal / 0.9 gal 4.5 liters / 3.5 liters

Specifications	
Power consumption	1,000 watt
Dimensions (L x W x H)	15-1/2" (396 mm) 11-5/8" (296mm) 10-5/8" (270 mm)
Max. Suction Capacity	106 CFM (3,000 l/min)
Max. vacuum	80" static water lift (20,000 Pa)
Noise (Sound Level)	67 dBA
Weight	15.21 lbs (6.9kg)

Standard package includes	
Anti-Static Suction Hose	1-1/16" x 11.5' (27 mm x 3.5 m) (1 piece)
Filters	HEPA (1 piece)
Disposable Filter Bag	1 piece
Container / Filter Bag Capacity	2.6 gal / 2 gal 10 liters / 7.5 liters

Specifications	
Power consumption	400 – 1,200 watt
Dimensions (L x W x H)	17" (430 mm) 13" (330 mm) 16-1/2" (422 mm)
Max. Suction Capacity	130 CFM (3,700 l/min)
Max. vacuum	96" static water lift (24,000 Pa)
Noise (Sound Level)	62 dBA (low setting) 72 dBA (max. setting)
Weight	19.4 lbs (8.8kg)

Standard package includes	
Anti-Static Suction Hose	1-1/16" x 11.5' (27 mm x 3.5 m) (1 piece)
Filters	HEPA (1 piece)
Disposable Filter Bag	1 piece
Container / Filter Bag Capacity	3.96 gal / 3.3 gal 15 liters / 12.5 liters

Specifications	
Power consumption	400 – 1,200 watt
Dimensions (L x W x H)	17" (430 mm) 13" (330 mm) 18-1/2" (470 mm)
Max. Suction Capacity	130 CFM (3,700 l/min)
Max. vacuum	96" static water lift (24,000 Pa)
Noise (Sound Level)	62 dBA (low setting) 72 dBA (max. setting)
Weight	20.06 lbs (9.1kg)

Metric dimensions binding.

Click To Compare CT Dust Extractors

festoolusa.com/dust-extractors



CT 26 E



CT 36 E



CT 48 E

Standard package includes	
Anti-Static Suction Hose	1-1/16" x 11.5' (27 mm x 3.5 m) (1 piece)
Filters	HEPA (1 piece)
Disposable Filter Bag	1 piece
Container / Filter Bag Capacity	6.9 gal / 6.3 gal 26 liters / 24 liters

Specifications	
Power consumption	350 – 1,200 watt
Dimensions (L x W x H)	25" (630 mm) 14" (365 mm) 22" (540 mm)
Max. Suction Capacity	137 CFM (3,900 l/min)
Max. vacuum	96" static water lift (24,000 Pa)
Noise (Sound Level)	62 dBA (low setting) 72 dBA (max. setting)
Weight	28.7 lbs (13kg)

Standard package includes	
Anti-Static Suction Hose	1-1/16" x 11.5' (27 mm x 3.5 m) (1 piece)
Filters	HEPA (1 piece)
Disposable Filter Bag	1 piece
Container / Filter Bag Capacity	9.5 gal / 8.9 gal 36 liters / 34 liters

Specifications	
Power consumption	350 – 1,200 watt
Dimensions (L x W x H)	25" (630 mm) 14-3/8" (365 mm) 23-1/2" (596 mm)
Max. Suction Capacity	137 CFM (3,900 l/min)
Max. vacuum	96" static water lift (24,000 Pa)
Noise (Sound Level)	62 dBA (low setting) 72 dBA (max. setting)
Weight	31.8 lbs (14.4kg)

Standard package includes	
Anti-Static Suction Hose	1-1/16" x 11.5' (27 mm x 3.5 m) (1 piece)
Filters	HEPA (1 piece)
Disposable Filter Bag	1 piece
Container / Filter Bag Capacity	12.7 gal / 12.2 gal 48 liters / 46 liters

Specifications	
Power consumption	350 – 1,200 watt
Dimensions (L x W x H)	28.1" (715 mm) 15.4" (392 mm) 26.75" (680 mm)
Max. Suction Capacity	137 CFM (3,900 l/min)
Max. vacuum	96" static water lift (24,000 Pa)
Noise (Sound Level)	62 dBA (low setting) 72 dBA (max. setting)
Weight	35.9 lbs (16.3kg)

Metric dimensions binding.



Designed for the toughest, high-volume dust environments, the CT 36 AC is built to capture the mess before it becomes an issue, for you or your client. Built to accompany the PLANEX Drywall Sanders, it features automatic filter cleaning, automatic start, variable suction force, large casters and durable build quality. It's jobsite tough and jobsite smart.



CT 36 AC
574933 \$915.00

**CT 36 AC is Bluetooth® capable with additional accessories (202097)*

Standard package includes		Specifications	
Anti-Static Suction Hose	1-7/16" x 11.5' (36 mm x 3.5 m) (1 piece)	Power consumption	350 – 1,200 watt
Filters	1 Micron (1 piece)	Dimensions (L x W x H)	25" (630 mm) 14-3/8" (365 mm) 23-1/2" (596 mm)
Disposable Filter Bag	1 piece	Max. Suction Capacity	137 CFM (3,900 l/min)
Container / Filter Bag Capacity	9.5 gal / 36 liters	Max. vacuum	96" static water lift (24,000 Pa)
		Noise (Sound Level)	62 dBA (low setting) 72 dBA (max. setting)
		Weight	33.51 lbs (15.2kg)

Metric dimensions binding.



Cyclone Systainer

Hose Connector
CT-VA to CT Dust Extractor

Hose Connector
CT-VA to tool

Collection Container

Systainer Pan

*Consult festoolusa.com/osa
for applications and details.

** Anti-static system is effective
only when used with anti-static
design (Festool's CT series)
Dust Extractors


Find CT Filter Options

festoolusa.com/dust-extractors




SELF CLEAN Filter Bag

Self-cleaning fleece filter bag enables vac to maintain suction up to full capacity. Extremely durable for all kinds of debris, including drywall and cement dust. No more torn bags or accidental spills. Filters particles to 5 microns. Integrated flap to seal bag. (5 pieces)



HEPA Main Filter

HEPA filtration. Our highest standard for filtration. Filters particles to .3 microns. (1 piece)



Wet Filter

Prevents foam buildup associated with wet extraction. (1 piece)



CT CYCLONE CT-VA-20

CT 26 E | CT 36 E | CT 36 AC | CT 48 E 204083 \$375.00



CT Accessories

A complete and seamless system, Festool Dust Extractors and accessories work together with our tools not only to remove dust, but enhance your work and save time. From full cleaning sets, to individual hoses, nozzles and filters, these are more than add-ons. They're integral to our approach.

Find the perfect Cleaning Set

festoolusa.com/dust-extractors/accessories



Compact Cleaning Set

203430 \$100.00

D 27/D 36 K-RS-Plus

Compact and lightweight set for quick cleanup on jobsites and in workshops. SYSTAINER 1



Universal Cleaning Set

203435 \$190.00

D 36 UNI-RS-Plus

General purpose, all-plastic cleaning set for jobsite or workshop cleaning tasks. SYSTAINER 5



Workshop Cleaning Set

203409 \$310.00

D 36 WB-RS-Plus

Rugged stainless-steel set is built for durability and equipped to be the ideal solution for commercial shops or industrial settings. SYSTAINER 5



Tradesman / Installer Cleaning Set


497700 \$275.00

D 36 HW-RS-Plus

Rugged stainless-steel set is built for durability and equipped to be the ideal solution for both residential and commercial jobsites. SYSTAINER 5



Various Lengths
8.25' - 32.8' (2.5m -10m)



HOSES & CONNECTORS

Anti-Static Hoses

Anti-static design helps to eliminate dust particle buildup on the hose exterior, also preventing clogging and errant shocks. Includes rotating connector (extractor end) and reducing sleeve (tool end). (50 mm hose includes two (2) rotating connector pieces)

Non-Antistatic Hoses

Hose is designed for use with non-antistatic equipment such as nozzles and extension tubes. Each hose features a rotating connector (extractor end) and reducing sleeve (tool end). (50 mm hose includes two (2) rotating connector pieces)

Sleeved Anti-Static Hoses

Integrated external sleeve protects the work surface and edges of material being machined as well as allows the hose to freely move over edges. Equipped with integrated Plug-It cords, these tapered hoses are compatible with most Plug-It equipped tools. Hoses are tapered for greater flexibility and airflow.

Compare Hoses & Connectors

festoolusa.com/dust-extractors



Blast Gate

497926 \$65.00

Create a seal to assist with a manual "superclean" of the internal filter, or to prevent dust from escaping during transport.



Antistatic Y-Adapter
452898 \$44.00

Connects two suction hoses to the Dust Extractor. Includes blanking plug to cap off unused inlet.



CT Wings

500312 \$50.00

Can hold materials in place. Wings can be adjusted for various thicknesses up to two inches. Attaches to standard dust extractor hose. Supports up to 6.6 pounds of weight.

Find Curved & Extension Tubes

festoolusa.com/dust-extractors/accessories



Curved Tubes

Connects tubes to extraction hose for comfortable grip.



Extension Tubes

Connects tubes to extraction hose for further reach.



Extension Tube

Large-diameter tube for large cleanup chores.



Boom Arm Set

CT 26 E CT 36 E CT 36 AC	203151	\$410.00
CT 48 E	203153	\$410.00

This Boom Arm Set includes Boom Arm (492 753), CT Handle (495 802 or 497 295), Boom Arm Tool Holder (493 558), and Boom Arm Support Bracket (496 780).

01 Boom Arm

CT 26 E CT 36 E CT 36 AC CT 48 E	492753	\$375.00
--	--------	----------

Articulating, CT-mounted arm facilitates work by elevating the suction hose and power cord.

02 Holder

CT 26 E CT 36 E CT 36 AC CT 48 E	493558	\$69.00
--	--------	---------

Convenient storage and cradle for up to two sanders. For use with Boom Arm. Included with Boom Arm Sets.

03 Handle

CT 26 E CT 36 E CT 36 AC	495802	\$100.00
CT 48 E	497295	\$100.00

Improves mobility of CT Dust Extractors. Required for mounting of Boom Arm. Included with Boom Arm Sets.



View all Nozzles & Brushes

festoolusa.com/dust-extractors/accessories



Floor Nozzle

452908 \$170.00

D 36 Aluminum Industrial Floor Nozzle - Heavy-duty industrial design. Width 14-5/8" (370 mm); 2 casters, 2 brush inserts. Accepts D 27 mm and D 36 mm hoses and tubes.



Plastic Multipurpose Floor Nozzle

452911 \$69.00

Plastic Multipurpose Floor Nozzle - Dual-position brush height adjustment adjusts from carpet to smooth floor surfaces. Accepts D 27 mm and D 36 mm hoses and tubes. D 36 mm recommended for greater extraction efficiency.



Cleaning Accessory Set

492392 \$29.00

Includes Crevice Nozzle (452 904), Upholstery Brush (440 406) and Suction Brush (440 404).





Vacuum Clamping.

Simple and effortlessly improving work processes.

Effectively clamp material or a workpiece for effortless machining and finishing while protecting delicate surfaces from clamp damage. Each clamping module is equipped with a suction base that adheres to non-porous surfaces with a quick release valve, and can adapt to many surface sizes based on interchangeable vacuum cups.





Improve work processes

Easily reduce set-up time with simple and effortless clamping that allows for full surface access.

Everything you need to get started with Vacuum-assisted clamping with the VAC SYS System. Support and manipulate material and workpieces with ease and flexibility not provided by other clamping solutions. Non-marring Vacuum Cups can be adapted to many different surface sizes while providing full access through 360° rotation and 90° tilting capacity.



VAC SYS System
203148 \$990.00

VAC SYS consists of VAC PMP (201 064), VAC SYS SE1 Clamping Module (201 065) and Foot Valve (201 065).



VAC PMP
201064 \$620.00



VAC SYS System Set
203149 \$1,375.00

Combining the VAC SYS System with the additional Clamping Module SE 2. This set consists of VAC SYS System (203148) and VAC SYS SE2 Clamping Module (580062)



SYS Accessory Set
495294 \$380.00

VAC SYS VT Sort
Set includes three Vacuum Cups (580 066, 580 064, 580 065) not included with Clamping Modules. In SYSTAINER SYS 3.



VAC SYS Components

festoolusa.com/vacsys



VAC SYS VT D 215		VAC SYS VT 275 x 100		VAC SYS VT 200 x 60		VAC SYS VT 277 x 32	
Maximum Dimensions	39-5/16" x 39-5/16" (1.0 m x 1.0 m)	Maximum Dimensions	47-1/4" x 15-11/16" (1.2 m x 0.4 m)	Maximum Dimensions	31-1/2" x 7-15/16" (0.8 m x 0.2 m)	Maximum Dimensions	47-1/4" x 3-5/16" (1.2 m x 0.08 m)
Maximum Weight	66.1 lbs (30 kg)	Maximum Weight	44.0 lbs (20 kg)	Maximum Weight	22.0 lbs (10 kg)	Maximum Weight	17.6 lbs (8 kg)
Holding Force 90° (Vertical)	121.2 lbs (55 kg)	Holding Force 90° (Vertical)	77.1 lbs (35 kg)	Holding Force 90° (Vertical)	48.5 lbs (22 kg)	Holding Force 90° (Vertical)	46.2 lbs (21 kg)
Holding Force 0° (Horizontal)	198.4 lbs (90 kg)	Holding Force 0° (Horizontal)	116.8 lbs (53 kg)	Holding Force 0° (Horizontal)	66.1 lbs (30 kg)	Holding Force 0° (Horizontal)	59.5 lbs (27 kg)

Metric dimensions binding.



Adapter
494977 \$270.00

VAC SYS AD MFT 3
Heavy-gauge metal mounting plate for use with Clamping Modules on MFT tables. Hinged design allows for storage under table.



Vacuum Hose
495293 \$110.00


D 16 x 5m VAC SYS
Extension hose for use with Clamping Modules for greater separation between Modules.



Multifunction Tables.

Stable and reliable work surface.

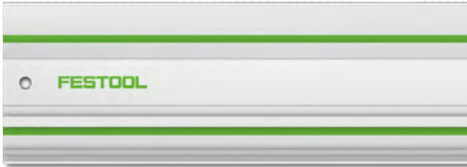
The Festool Multifunction Table (MFT) is a versatile, sturdy platform for quick projects or a long day's work. Our MFT's allow fast setup, quick and secure clamping, plus easy compatibility with our Festool system.



They're designed to help you achieve better results with less effort, whether in the shop or on a worksite. Quickly set the stage for precision cutting and routing, while enjoying virtually unlimited clamping options.

Guide Rail system

For use with TS Plunge Saws and OF Routers; make cross cuts, angle cuts and compound cuts. Use with a router for dados and flutes.



MFT Accessories

festoolusa.com/mft



MFT/3

495315 \$720.00

Guide Rail Supports (2x), Angle Unit (protector head), Fence Rail, Fence Rail Clamp, Adjustable Stop, Guide Rail FS/2 1080 (42").

Specifications	
Table dimensions	45" x 30" (1,157 x 773 mm)
Table height, legs folded away	7" (180mm)
Table height, legs unfolded	35" (900mm)
Max. workpiece thickness	3-1/16" (78 mm)
Max. workpiece width	27-9/16" (700 mm)
Load Capacity	264.56 lbs (120 kg)
Weight	61.73 lbs (28 kg)

Metric dimensions binding.




MFT/3-Basic

500608 \$605.00

Specifications	
Table dimensions	45" x 30" (1,157 x 773 mm)
Table height, legs folded away	7" (180mm)
Table height, legs unfolded	35" (900mm)
Max. workpiece thickness	3-1/16" (78 mm)
Max. workpiece width	27-9/16" (700 mm)
Load Capacity	264.56 lbs (120 kg)
Weight	61.73 lbs (28 kg)

Portable

Effortless transportation between workshop, vehicle, and jobsite. Thanks to its low weight, compact dimensions, and ability to maneuver stairs, you are immediately ready for on-site use – without time-consuming setup.

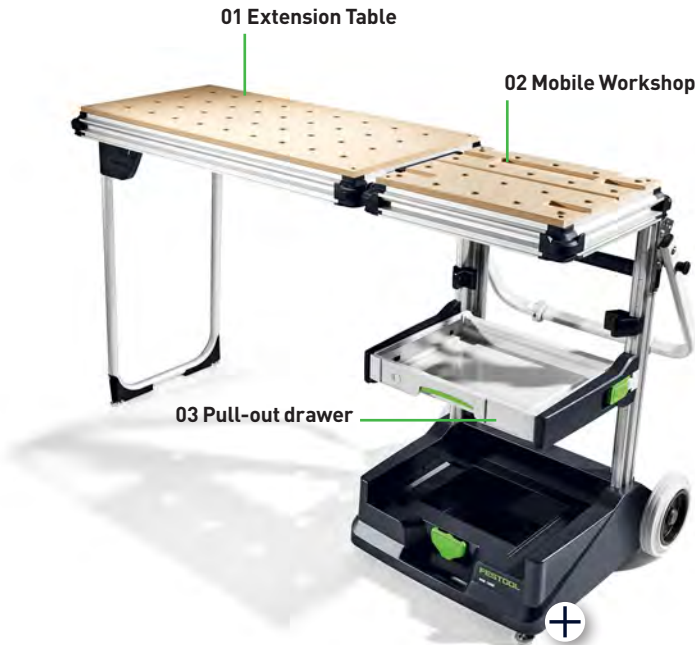


MFT/3-MINI
495465 \$500.00

Though this basic, shorter version of the MFT/3 was engineered especially for use with the KAPEX miter saw, it delivers the full versatility and features of the Festool Multifunction Table System.

Specifications	
Table dimensions	34" x 23" (869 x 581 mm)
Min. working height with foldaway legs	7" (180mm)
Working height with legs	31" (900mm)
Load Capacity	264.56 lbs (120 kg)
Weight	41.89 lbs (19 kg)

Metric dimensions binding.



MOBILE WORKSHOP - MW1000 Set
203802 \$650.00

01 Extension Table	
MW 1000 mobile workshop and MFT 3	203457 \$250.00
Extended work space; aluminium profile and perforated top allow for use of many existing accessories.	
02 Mobile Workshop - MW1000 Basic	
SYS-AZ-MW 1000 pull-out drawer	203454 \$500.00
03 Pull-out drawer	
MW 1000 mobile workshop	203456 \$80.00
Tool-free attachment and customized height adjustment.	

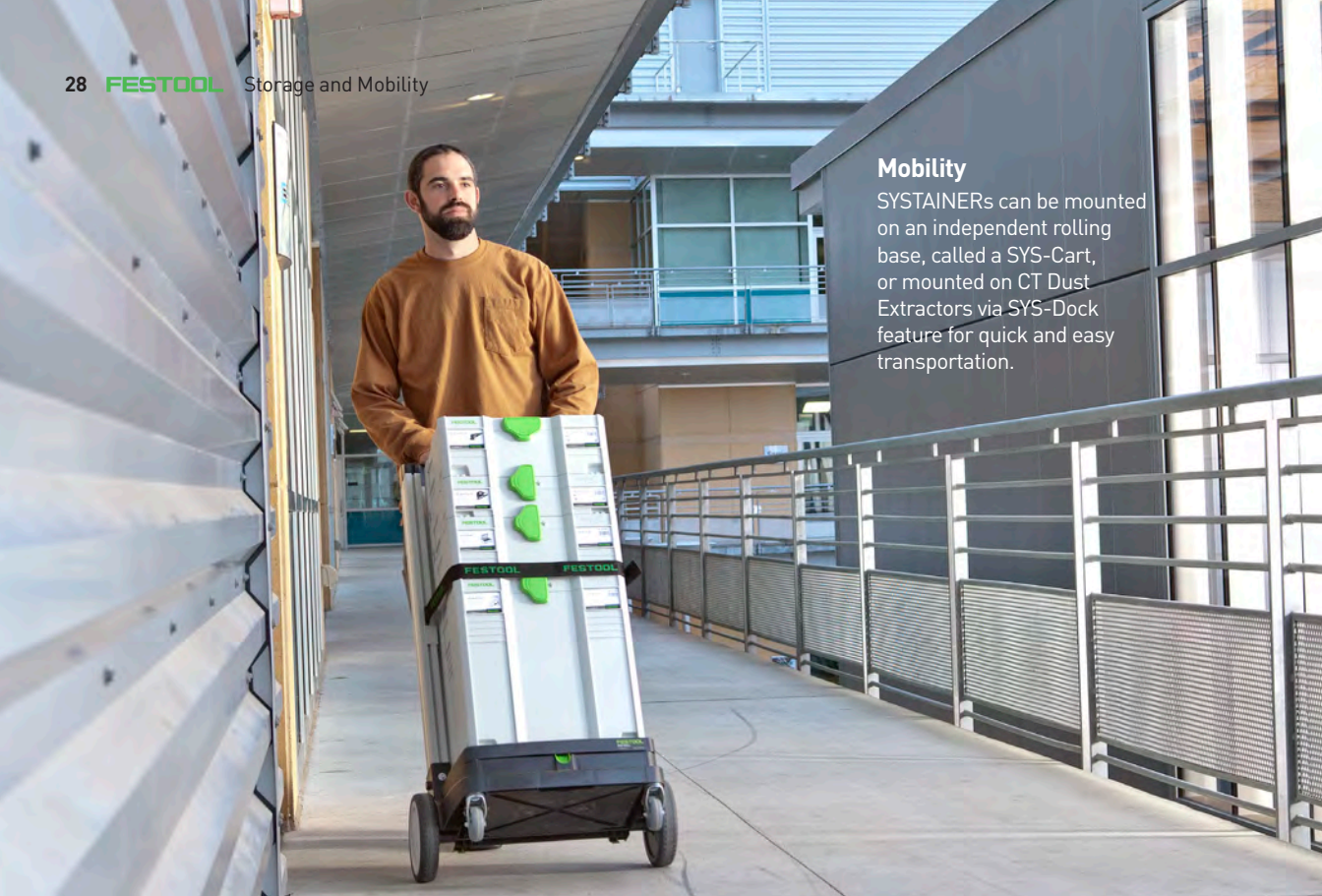


Storage and Mobility.

For better organization and efficiency.

Festool organization cuts wasted time out of every workday, which means adding dollars back to your bottom line. With our award-winning SYSTAINERS as the basis of a well-organized worksite or shop, you'll spend less time searching and more time working.





Mobility
SYSTAINERs can be mounted on an independent rolling base, called a SYS-Cart, or mounted on CT Dust Extractors via SYS-Dock feature for quick and easy transportation.

Find more storage and mobility options

festoolusa.com/storage



The SYS-Port
491922 \$725.00

SYSTAINER not included. Shown with six drawers for illustrative purposes. Standard equipment is five drawers.



The SYS-Roll
498660 \$205.00



Plywood not included.

SYS-AZ Pull-Out Drawers

Custom-build a storage solution that fits your needs. With individual drawer and slide mechanisms, featuring full-slide capability, each SYSTAINER lid can be fully opened. Designed to work with 32 mm systems for layout and construction.

The Mini SYS-Port

491921 \$405.00

SYSTAINERS not included.



Find SYSTAINER Accessories

festoolusa.com/storage



SYS-AZ
(1 Drawer) 500692 \$50.00



SYS-AZ
(5 Drawers) 500767 \$225.00



Lock 500693 \$17.75



Multifunction Stool MFH 1000
498967 \$395.00



The SYS-Cart
495020 \$99.00

Explore the SYSTAINER mobility system

festoolusa.com/storage



SYS-Toolbox
495024 \$57.00



SYS-HWZ
497658 \$180.00
Tools not included.



T-LOC (Lock, Open, Connect)
Storing, transporting, and accessing tools, accessories and consumables is quick and easy, with one-hand access and a twist of the wrist (on SYSTAINERS equipped with T-LOC latches).



SYS-Combi 2
200117 \$150.00

SYS-Combi 3
200118 \$160.00



SYS 1 Box
497694 \$92.00



Stackable

All standard SYSTAINERS have similar dimensions for easy stacking, storing and transport.



Flexible drawers and compartments

The SORTAINER is available in many configurations. Drawers and compartments can also be configured with insert dividers.

Find SYSTAINER Accessories

festoolusa.com/storage



Container Set

201124 \$27.00

For use in SYS-Storage Box, SYS-Combi 2, SYS-Combi 3, and SYS 4-Sort/3. Removable boxes feature interlocking feet to prevent movement during transport. Includes 8 Small Containers, 4 Medium Containers, 3 Dividers, and 2 Safety Cushions.



SORTAINER SYS 4

200119 \$170.00



SYS-STF D 125

497685 \$92.00



Sawing.

Precision, accuracy and versatility.

This is where it starts for so many. Considering what these combined tools make possible, it's easy to see why. After taking one decisive leap into our world of precision, other tools seem antiquated by comparison. Our saws represent a smarter way of working with an industry-leading tool.



System efficiency

Do more with less.
Less equipment, less space,
and less time with the
Festool System.



Track Saw Accessories

festoolusa.com/tracksaw



TS 55 REQ
575387 \$590.00
Tool + Systainer

TS 55 REQ Plus FS
575388 \$690.00
+ Guide Rail FS 1400



TS 75 EQ
575389 \$660.00
Tool + Systainer

TS 75 EQ PLUS FS
575390 \$820.00
+ Guide Rail FS 1900




Micro-adjustable depth controls

Micro-adjustable depth indicator features two cursor lines, for precise material processing on or off the Guide Rail. (TS/TSC 55 only.)

Riving knife

Integrated spring-loaded riving knife keeps the cut kerf open and the material away from the rear of the blade, reducing the chance of kickback and leaving the user in control.



Splinter guard (5 pieces)

TS 55 REQ TSC 55 REB	499011	\$24.00
TS 75 EQ	491473	\$25.00

With the Guide Rail Splinterguard and an integrated, replaceable Splinterguard on the TS, you'll get zero-tearout cuts, reducing rework and material waste.

Limit Stop

491582	\$13.75
--------	---------

Set stop points on the Guide Rail for repeat cuts and plunge-cuts. Infinitely adjustable placement along the entire rail. Reduces the risk of kickback when initiating plunge-cuts.



TSC 55 REB Basic

201394 \$490.00
Tool + Systainer

TSC 55 REB Plus

575690 \$860.00
+ Batteries & Charger

TSC 55 REB FS

575747 \$970.00
+ Batteries & Charger
+ Guide Rail FS 1400



Carpentry Saw Accessories

festoolusa.com/tracksaw



HK 55 EQ
561756 \$460.00
Tool + Systainer

HK 55 EQ + FSK 420
575085 \$590.00
+ Guide Rail



HKC 55 EB Basic
201359 \$390.00
Tool + Systainer

HKC 55 EB Plus
575677 \$650.00
+ Batteries & Charger

HKC 55 EB Set + FSK 420
575737 \$770.00
Batteries & Charger + Guide Rail



Bluetooth® Technology

Bluetooth® enables the CT Dust Extractor to be started automatically when the cordless tool is switched on (use of the Bluetooth® module on the CT Dust Extractor is required).



Scribe mark is the cut mark

Precision work, even with miter cutting angles of up to 60°. The cutting edge will always follow the scribe mark edge exactly, even when miter cutting.



The retraction function

The cross cutting guide rail has an adjustable stop and an integrated rubber spring, which automatically brings the saw back to the starting position.




FS/2 Guide Rails

Make your jobs easier by bringing the tool to the work. Available in eight different lengths, there's an ideal rail for every application. In addition, Guide Rails are quickly and securely connectable to allow for customized cutting lengths, plus easier transportation and storage.



Various Lengths
32" - 197"



Find Guide Rail Accessories


festoolusa.com/products/guide-systems

Guide Rail Accessory Kit

497657 \$240.00

Effortlessly produce perfect cuts or routs with the included Angle Unit, Limit Stop for repeated stopped cuts, Deflector to manage the cord and hose, clamp with the Screw Clamps, two Connectors to join rails for greater length, and a replacement Splinterguard for splinter-free cuts.

Includes: Angle Unit (491 588); Return/Limit Stop (491 582); Extra Splinterguard (1,400 mm) (495 207); Deflector (489 022); 2 Connectors (482 107); 2 Screw Clamps (489 570); In SYSTAINER 1 with molded insert (497 563)



Parallel Side Fence

Met. 495717 \$300.00
Imp. 201182

Achieve precise, repeatable rip cuts with two adjustable stops that engage the edge parallel to the cut. Adjustable to 25-19/32" (650 mm). (Guide rail not included)

Guide Extension

Met. 495718 \$170.00
Imp. 201183

Perfect for making narrow repetitive rip cuts. Attaches to Parallel Guide and accepts the same stops for cuts up to 7-11/16" (195 mm). (Guide rail not included)

Parallel Guide Set

Met. 203155 \$350.00
Imp. 203160 \$360.00

Includes both Side Fence and Guide Extension


FSK Guide Rails

FSK 250
9.8" (250 mm) Cross-cut capacity. 769941 \$160.00


FSK 420
16.5" (420 mm) Cross-cut capacity. 769942 \$185.00

FSK 670
26.3" (670 mm) Cross-cut capacity. 769943 \$210.00

When paired with the HK/HKC Carpentry Saws you will get straight and quick cross-cuts every time. These guide rails feature integrated adjustable angle stops along with a self-retraction feature. The guide rails work only with the HK/HKC Carpentry Saws.




Panther Saw Blade
Fast-cutting rip blade with aggressive hook angle and deep gullets. Carbide-tipped ATB blade.




Standard Saw Blade
Coarse-cutting rip blade for use with building panels, wood and soft plastics. Carbide-tipped ATB blade.




Universal Saw Blade
Clean-cutting general-purpose blade for wood and soft plastics. Fine rip cut blade for glue-ready joints. Carbide-tipped ATB blade.



Fine-Tooth Saw Blade
Cross-cut blade for smooth results in sheet goods, melamine, hard and soft woods. Carbide-tipped ATB blade.






Solid Surface/ Laminate Saw Blade
Long-lasting, high-cut quality blade, ideal for laminate flooring and solid surface countertop materials. Carbide-tipped TC blade.



Diamond Saw Blade
High cutting performance when sawing fiber-cement materials.

Find the right blade for the job

festoolusa.com/tracksaw

Color Code	Material	Speed Range
	Wood/Soft Plastics	3–6
	Plastic	3–5
	Fiber-Cement	-

Tooth shapes



**Alternating Top Bevel
—ATB Offset tooth saw blade**

The teeth on this saw blade cut alternately to the left and right. The alternate tooth saw blade is a universal blade for all types of wood.



**Triple Chip—TC Trapezoidal
flat tooth saw blade**

This blade features trapezoidal teeth with beveled edges on both sides that alternate with flat teeth when cutting. Ideal for aluminum, hard plastic and materials with hard coatings.



Kapex KS 120 EB
561287 \$1,475.00

The KAPEX remains the most advanced sliding compound miter saw available today, offering you the capacity of a much larger saw in a portable, compact design. Unmatched dust extraction, simple adjustments and a host of time-saving features mean you'll spend more time on value-creating work and less time on work-arounds and cleanup.

Standard package includes	
Universal Carbide Saw Blade	60-tooth (495388)
MiterFast Angle Transfer Device	•
Hold-Down Clamp	•
Wrench	•

Find Kapex Accessories

festoolusa.com/@561287



Crown Stop
203356 \$100.00

Stop for positioning crown moldings at an angle; only compatible with KA-UG trimming attachment underframe. (2 pieces)



Support board
204536 \$30.00

Contoured support board. Only for use with the crown stop AB-KA-UG/2. Offers full support of material across the saw while also allowing full visibility of the miter gauge.



Kapex UG Set

Metric 497354 \$960.00
Imperial 201179

Kapex UG Set consists of Kapex Mobile Base (497 351), Left Extension (497 353) and Right Extension (497 352).

01 Trimming Attachment (Right)

Metric 497352 \$350.00
Imperial 201180

Right folding extension with tool-free connection to the Kapex. Provides stock support with integrated flip stop, measurement scale and adjustable leg. Expands from 58-1/4" (1,480 mm) to 94-1/2" (2,400 mm).

02 Trimming Attachment (Left)

Metric 497353 \$350.00
Imperial 201181

Left folding extension with tool-free connection to the Kapex. Provides stock support with integrated flip stop, measurement scale and adjustable leg. Expands from 58-1/4" (1,480 mm) to 94-1/2" (2,400 mm).

03 Underframe

497351 \$575.00

Kapex Mobile underframe is a rugged, mobile base that provides the foundation for precise and efficient material processing on the jobsite or in the shop. Designed for fast and simple setup and breakdown, the UG stand is built for maximum mobility.



*Kapex KS 120 EB sold separately

Click To Compare Saws

festoolusa.com/tracksaw



TSC 55 REB



TS 55 REQ



TS 75 EQ

Specifications	
Power consumption	–
Battery voltage	18/36 V
Li-ion battery capacity	5.2 Ah
Idle engine speed	2,650 - 3,800/5,200 RPM
Saw blade diameter	6-1/4" (160 mm)
Angular range	-1 - 47 °
Cutting depth	0" - 2-1/8" (0 - 55 mm)
Dust extraction connection dia.	1-1/16" / 1-7/16" (27/36 mm)
Weight	–
Weight 1 x 18 V/2 x 18 V	10.141 lbs (4.6 kg) / 11.684 lbs (5.3 kg)

Specifications	
Power consumption	1,200 watt
Battery voltage	–
Li-ion battery capacity	–
Idle engine speed	2,000 - 5,200 RPM
Saw blade diameter	6-1/4" (160 mm)
Angular range	-1 - 47 °
Cutting depth	0" - 2-1/8" (0 - 55 mm)
Dust extraction connection dia.	1-1/16" / 1-7/16" (27/36 mm)
Weight	9.92 lbs (4.5 kg)
Weight 1 x 18 V/2 x 18 V	–

Specifications	
Power consumption	1,600 watt
Battery voltage	–
Li-ion battery capacity	–
Idle engine speed	1,350 - 3,550 RPM
Saw blade diameter	8-1/4" (210 mm)
Angular range	0 - 47 °
Cutting depth	0" - 3" (0 - 75 mm)
Dust extraction connection dia.	1-1/16" / 1-7/16" (27/36 mm)
Weight	13.67 lbs (6.2 kg)
Weight 1 x 18 V/2 x 18 V	–

Metric dimensions binding.

Click To Compare Saws

festoolusa.com/tracksaw



HK 55 EQ



HKC 55 EB



Kapex KS 120 EB

Specifications	
Power consumption	1,200 watt
Battery voltage	–
Li-ion battery capacity	–
Idle engine speed	2,000 - 5,200 RPM
Saw blade diameter	6-1/4" (160 mm)
Angular range	0 - 50°
Cutting depth 45°	1-5/8" / 1-1/2" (42/38 mm)
Dust extraction connection dia.	1-1/16" / 1-7/16" (27/36 mm)
Weight	9.7 lbs (4.4kg)
Weight with Li-ion	–

Specifications	
Power consumption	–
Battery voltage	18 V
Li-ion battery capacity	5.2 Ah
Idle engine speed	4,500 RPM
Saw blade diameter	6-1/4" (160 mm)
Angular range	0 - 50°
Cutting depth 45°	1-5/8" / 1-1/2" (42/38 mm)
Dust extraction connection dia.	1-1/16" / 1-7/16" (27/36 mm)
Weight	–
Weight with Li-ion	9.04 lbs (4.1kg)

Specifications	
Power consumption	1,600 watt
Idle engine speed	1,400 - 3,400 RPM
Saw blade diameter	10-1/4" (260)
Work height	35-1/2" (900)
Special cutting depth 90°/90°	2-1/4" (60mm) x 4-3/4" (120mm)
Special cutting depth 45°/90° (right)	3/4" (20mm) x 4-3/4" (120mm)
Special cutting depth 45°/90° (left)	1-1/2" (40mm) x 4-3/4" (120mm)
Crown moulding diagonal cut at 90°/90°	6-5/8" (168mm)
Crown moulding diagonal cut at 45°/90°	6-5/8" (168mm)
Bevel angle	47°/47°
Miter angle	50°/60°
Dimensions (W x D x H)	28" (713mm) x 19-3/4" (500mm) x 18-1/2" (470mm)
Weight	47.4 lbs (21.5 kg)

Metric dimensions binding.



+

Increase cut performance with remarkable control featuring variable speed, constant speed under load, thermal and overload protection and a new automatic setting.

With D-handle models, the on-board trigger can be used to control the speed for tight curves and various materials. For fixed speed control, use the ON/OFF switch with variable speed dial.



CARVEX PS 420 EBQ
561593 \$390.00



CARVEX PSB 420 EBQ
561608 \$390.00

Interchangeable base system

Easily and quickly swap bases as needed from the butterfly-style angle base to the circle cutting base.



4-LED stroboscopic light

Illuminate the cut line in-sync with the blade for effortless and improved visibility for precise cuts and less rework.



Splinter-free action

Solid one-piece Splinterguards are cut with the blade mounted in the machine. This allows precise zero-clearance for ultra clean cuts with no splinters or tearout.



CARVEX PSC 420 EB Basic

574712 \$380.00

Tool + Systainer

CARVEX PSC 420 EB Li 18V

575685 \$550.00

+ Battery & Charger



CARVEX PSBC 420 EB Basic

201378 \$380.00

Tool + Systainer

CARVEX PSBC 420 EB Li 18V

575682 \$550.00

+ Battery & Charger

Click To Compare Jigsaws

festoolusa.com/jigsaw



CARVEX PS 420 EBQ



CARVEX PSB 420 EBQ



CARVEX PSC 420 EB Basic

Standard package includes	
T-Shank Jigsaw Blades for Wood (2 pieces)	●
Chip Catcher	●
Splinterguard	●
Plug-It Power Cord	●
Battery 18.0 V	–
TCL 6	–

Specifications	
Power consumption	400 watt
Battery voltage	–
Li-ion battery capacity	–
Stroke rate	1,500 - 3,800 RPM
Pendulum cover adjustment in stages	4
Cutting depth in wood	4-3/4" (120 mm)
Cutting depth in NF metals	3/4" (20 mm)
Cutting depth in steel (soft)	3/8" (10 mm)
Weight	4.19 lbs (1.9 kg)

Standard package includes	
T-Shank Jigsaw Blades for Wood (2 pieces)	●
Chip Catcher	●
Splinterguard	●
Plug-It Power Cord	●
Battery 18.0 V	–
TCL 6	–

Specifications	
Power consumption	400 watt
Battery voltage	–
Li-ion battery capacity	–
Stroke rate	1,000 - 3,800 RPM
Pendulum cover adjustment in stages	4
Cutting depth in wood	4-3/4" (120 mm)
Cutting depth in NF metals	3/4" (20 mm)
Cutting depth in steel (soft)	3/8" (10 mm)
Weight	4.19 lbs (1.9 kg)

Standard package includes	
T-Shank Jigsaw Blades for Wood (2 pieces)	●
Chip Catcher	●
Splinterguard	●
Plug-It Power Cord	–
Battery 18.0 V	–
TCL 6	–

Specifications	
Power consumption	–
Battery voltage	18 V
Li-ion battery capacity	5.2 Ah
Stroke rate	1,500 - 3,800 RPM
Pendulum cover adjustment in stages	4
Cutting depth in wood	4-3/4" (120 mm)
Cutting depth in NF metals	3/4" (20 mm)
Cutting depth in steel (soft)	3/8" (10 mm)
Weight	5.29 lbs (2.4 kg)

Metric dimensions binding.

Click To Compare Jigsaws

festoolusa.com/jigsaw



CARVEX PSC 420 EB Li 18V



CARVEX PSBC 420 EB Basic



CARVEX PSBC 420 EB Li 18V

Standard package includes	
T-Shank Jigsaw Blades for Wood (2 pieces)	●
Chip Catcher	●
Splinterguard	●
Plug-It Power Cord	–
Battery 18.0 V	●
TCL 6	●
SYSTAINER	SYS 2 TL

Specifications	
Power consumption	–
Battery voltage	18 V
Li-ion battery capacity	5.2 Ah
Stroke rate	1,500 - 3,800 RPM
Pendulum cover adjustment in stages	4
Cutting depth in wood	4-3/4" (120 mm)
Cutting depth in NF metals	3/4" (20 mm)
Cutting depth in steel (soft)	3/8" (10 mm)
Weight	5.29 lbs (2.4 kg)

Standard package includes	
T-Shank Jigsaw Blades for Wood (2 pieces)	●
Chip Catcher	●
Splinterguard	●
Plug-It Power Cord	–
Battery 18.0 V	–
TCL 6	–
SYSTAINER	SYS 2 TL

Specifications	
Power consumption	–
Battery voltage	18 V
Li-ion battery capacity	5.2 Ah
Stroke rate	1,000 - 3,800 RPM
Pendulum cover adjustment in stages	4
Cutting depth in wood	4-3/4" (120 mm)
Cutting depth in NF metals	3/4" (20 mm)
Cutting depth in steel (soft)	3/8" (10 mm)
Weight	5.29 lbs (2.4 kg)

Standard package includes	
T-Shank Jigsaw Blades for Wood (2 pieces)	●
Chip Catcher	●
Splinterguard	●
Plug-It Power Cord	–
Battery 18.0 V	●
TCL 6	●
SYSTAINER	SYS 2 TL

Specifications	
Power consumption	–
Battery voltage	18 V
Li-ion battery capacity	5.2 Ah
Stroke rate	1,000 - 3,800 RPM
Pendulum cover adjustment in stages	4
Cutting depth in wood	4-3/4" (120 mm)
Cutting depth in NF metals	3/4" (20 mm)
Cutting depth in steel (soft)	3/8" (10 mm)
Weight	5.29 lbs (2.4 kg)

Metric dimensions binding.



Customize your CARVEX with individual components, or buy the set for a complete solution.

Search CARVEX Jigsaw Accessories

festoolusa.com/jigsaw

CARVEX Accessory Kit

201186 \$225.00

The most versatile, capable jigsaw ever built, the CARVEX is adaptable to virtually any material or application. With a wide range of time-saving, quality-improving, task-specific bases, adapters, and inserts, you'll do more with a jigsaw than you thought possible.

Includes: 4 Base Inserts (497 298, 497 299, 497 300, 497 301), Angle Base (496 134), Base Adapter (497 303), Circle Cutter (497 304), Splinterguard (5 pieces, 490 120), SYS 2 TL (497 564).





Base
497301 \$26.00

StickFix hook-and-loop design base facilitates quick and easy installation of felt covers to protect delicate surfaces from scratches and wear.



Angle Base
496134 \$120.00

Tool-free, dual-angled base features stepless adjustment from +45° to -45°, for precise and simplified cutting on inside or outside edges.



Guide Rail Base for CARVEX Jigsaw
497303 \$29.00

Adapts to Guide Rails for guided cuts and also serves as base for use in circle cutting when attached to Circle Cutter (497 304). For best results for guided cuts, use with FSG blades—S 75/4 FSG (499 476), S 105/4 FSG (499 477) or S 145/4 FSG (499 478).



TRION PS 300 EQ
561443 \$260.00



TRION PSB 300 EQ
561455 \$260.00

Standard package includes	
T-Shank Jigsaw Blades for Wood (2 pieces)	•
Chip Catcher	•
Splinterguard	•
Plug-It Power Cord	•
SYSTAINER	SYS 1 TL
Specifications	
Power consumption	720 watt
Battery voltage	–
Li-ion battery capacity	–
Stroke rate	1,000 – 2,900 RPM
Pendulum cover adjustment in stages	4
Cutting depth in wood	4-3/4" (120 mm)
Cutting depth in NF metals	3/4" (20 mm)
Cutting depth in steel (soft)	3/8" (10 mm)
Weight	5.29 lbs (2.4 kg)

Metric dimensions binding.

Zero-clearance Splinterguard

Solid one-piece Splinterguards are cut with the blade mounted in the machine. This allows precise zero-clearance for ultra clean cuts with no splinters or tearout.



Carbide guidance system

Rigidly supports the blade at exactly the pre-set angle, reducing blade wander in tight radius cuts. This eliminates cutting errors, spoiled workpieces, or need for rework.

Search TRION Jigsaw Accessories

festoolusa.com/jigsaw



Splinter guard
490120 \$11.50 (5 pieces)
490121 \$28.00 (20 pieces)

Solid one-piece Splinterguard is custom cut for each blade used, reducing the chance of tearout and time-consuming rework.



Parallel Side Fence
490119 \$40.00
Make parallel cuts up to 7-7/8" (200 mm) from an edge.



Guide Stop
490031 \$23.00
Guide your Festool jigsaw with any length Festool Guide Rail for straight, repeatable cuts. For best results, use with FSG blades—S 75/4 FSG (499 476), S 105/4 FSG (499 477) or S 145/4 FSG (499 478).



Circle Cutter
490118 \$40.00
Create precise circles with a diameter range of 4-23/32" to 28-11/32" (120–720 mm). For best results, use with a scroll-type blade—S 75/4 K (486 563) or S 50/1.4 K (486 564).






















Find the right blade for the job

festoolusa.com/jigsaw

Application guide system:
Color code for quickly locating
the appropriate blade type.

- WOOD
- PLASTICS
- METAL
- BUILDING MATERIALS

Metric dimensions binding. Fits both PS and PSB.

Basic	
	
Fine Cut	
	
Straight Cut	
	
	
Universal	
	
	
Curves	
	
Solid Materials	
Profile	
Laminate	
Steel/ Stainless Steel	
	
Sandwich Materials	
Abrasive Materials	
Ceramics	
Insulation	

Find the right blade for the job

Jigsaw blade range

festoolusa.com/jigsaw

Material	Saw Blade	Application
WOOD	Basic	For quick cuts in wood where high precision is not required.
	Universal	The universal blade for perpendicular cuts fundamentally encompasses all relevant applications involving wood. Also ideal in combination with the Festool guide rail.
	Straight Cut	For highly precise perpendicular cuts thanks to extremely sharp Japanese teeth – the fibres are firstly scored, then cut through cleanly.
	Curves	Ideal for curves – even extremely tight radii are possible.
	Fine Cut	For precisely cut and splinter-free surfaces.
PLASTICS	Solid Materials	For the toughest demands such as plastic solid material and fibre-reinforced plastics.
	Profile	For plastic profiles, acrylic glass (e.g. Plexiglas®) and soft plastics.
	Laminate	For laminate and boards bonded with melamine resin (e.g. Trespa®).
METAL	Steel/Stainless Steel	For machining aluminium, non-ferrous metals and steel.
	Sandwich Materials	For sandwich materials.
BUILDING MATERIALS	Abrasive Materials	For gypsum and cement-bonded chipboard and fibreboard.
	Ceramics	For machining brickwork and ceramics.
	Insulation	For soft insulating materials, cardboard and polystyrene.

Metric dimensions binding. Fits both PS and PSB.

Anatomy of a Festool Jigsaw Blade

Engineered for cutting efficiency, long life, and superior cut results, Festool T-shank jigsaw blades fit most professional jigsaws and are available for various materials.

Whether cutting wood, plastics, non-ferrous metals, steel, or special materials like fiberglass and foam, these blades have you covered. And they're designed for various cut types—straight and splinter-free, curves, bends, and thick-material cutting.



Jigsaw blade set
204275 \$50.00

including:
5 Wood Fine Cut saw blades (204256, S 75/2,5/5);
5 Wood Universal saw blades (204316, S 75/4 FSG/5);
5 Wood Straight Cut saw blades (204260, S 75/2,8/5);
5 Wood Curves saw blades (204265, S 75/4 K/5);
5 Wood Basic saw blades (204305, S 75/4/5)

Key to tooth / pitch / type / material



Conically ground teeth for clean cuts



HCS tool steel: the standard quality for all wood materials



HS bimetal: long service and high cutting capacity



Hard-soldered, carbide-grit edge



Corrugated blade, precision-milled teeth



Carbide-tipped (HM): resistant to high temperatures and hard-wearing



Oscillating Multi-Tool.

Limitless functionality and power.

The VECTURO oscillating Multi-Tool is one of Festool's most versatile tools — allowing you to accomplish more tasks at a superior level of performance. With an industry-first plunge base, the VECTURO delivers the control that's missing in other oscillating multi-tools. A versatile depth-stop offers quick adjustments for exacting accuracy, while an array of blades and accessories puts capabilities for cutting, sawing, scraping, and more onto one powerful platform.





Power through the most challenging tasks with ease thanks to hassle-free, tool-less base and cutter changes.

Find VECTURO Accessories

festoolusa.com/vecturo



VECTURO OS 400
563006 \$470.00

Standard package includes	
Tool-less Adapter	–
Depth-Stop	–
Plunge Base	–
Universal Saw Blade	•
Round Wood Saw Blade	–
plug it-Power Cord	•
SYSTAINER	SYS 2 TL
Specifications	
Power consumption	400 watt
Power output	220 watt
Vibrations	10,000 - 18,500 RPM
Amplitude	2°
Cable length	13.123 (4 m) Plug-It Cord
Weight	3.53 lbs (1.6 kg)

Metric dimensions binding.



VECTURO OS 400 Set
563007 \$630.00














Standard package includes	
Tool-less Adapter	•
Depth-Stop	•
Plunge Base	•
Universal Saw Blade	•
Round Wood Saw Blade	•
plug it-Power Cord	•
SYSTAINER	SYS 2 TL
Specifications	
Power consumption	400 watt
Power output	220 watt
Vibrations	10,000 - 18,500 RPM
Amplitude	2°
Cable length	13.123 (4 m) Plug-It Cord
Weight	3.53 lbs (1.6 kg)

Find the right blade for the job

festoolusa.com/vecturo

VECTURO Blades

Cut cleanly through wood, metal and more.

Material	Item Number		
WOOD	Wood Double-row original Japan toothing for really precise cuts and clean cutting edges.	500142	
		500146	
		500148	
		500145	
	Wood For long, straight cuts and cutting out sections of laid parquet or laminate flooring.	500139	
UNIVERSAL	Universal Accessories for interior fittings, for hard wood, soft wood and all other wooden materials. Also for plastics and plasterboard. High cutting speed. Extremely sturdy and long-lasting	500144	
		500149	
	Universal Accessories for interior fittings, for hard wood, soft wood and all other wooden materials. Also for plastics and plasterboard. High cutting speed. Extremely sturdy and long-lasting. (for Plunge Base)	500143	
		500147	
METAL UNIVERSAL	Metal Ideal for processing aluminum and non-ferrous metals.	500140	
SPECIAL BLADES	Window Installation Recessed clamping bolt for flush work. Segmented for work right into the corners.	500136	
	Window Installation Example: For separating window sealant.	500137	
	Scraper For removing coverings and coatings.	500138	

Tool-free operation

Easily change cutters or attach bases without the need for tools, for faster operation that is both simple and reliable.





Routing.

Uncompromised accuracy and control.

Our routers surpass the most demanding requirements. But even more surprising is the versatility, accuracy, and ergonomic comfort and control present across the lineup. Couple our routers with a CT Dust Extractor or FS Guide Rail to experience an incomparable system working at all levels.





System integration

Designed for use with the FS Guide Rail system for guided cutting, MFS multi-routing templates, and a wide range of other accessory options.

Compare Routers

festoolusa.com/router



OF 1010 EQ
574691 \$470.00



OF 1400 EQ
574692 \$600.00



OF 2200 EB
574689 \$970.00

Swiveling chip deflector

Included chip deflector can be used with edge forming bits, maximizing chip and dust extraction even around curves and corners. Attaches and releases quickly with tool-free spring clip system.



Power

With MMC electronics and finely balanced motors, plow through the toughest tasks with power to spare and less vibration, resulting in finer cuts from the start.



Micro-adjustability

1/256" (1/10 mm) fine adjustment for precision trimming applications.



MFK 700 EQ
574368 \$560.00



MFK 700 EQ/B Edge Router
574456 \$460.00

Find OF Router Accessories

festoolusa.com/router



OF 1010 EQ



OF 1400 EQ



OF 2200 EB

Standard package includes	
Collet—1/4"	•
Collet—8 mm	•
Collet—1/2"	
Chip Catcher	•
Dust Extraction Hood	•
Guide Rods	•
Guide Stop	•
Standard U.S. Guide Bushing Adapter	•
Plug-It Power Cord	•
SYSTAINER	SYS 3 TL

Specifications	
Power consumption	1,010 watt
Idle engine speed	10,000 - 23,000 RPM
Collet dia.	1/4" - 5/16" (6 - 8 mm)
Plunge depth	2-1/8" (55 mm)
Routing depth fine adjustment range	5/16" (8 mm)
Max. cutter diameter	2" (50 mm)
Weight	5.95 lbs (2.7 kg)

Standard package includes	
Collet—1/4"	•
Collet—8 mm	•
Collet—1/2"	•
Chip Catcher	•
Dust Extraction Hood	•
Guide Rods	•
Guide Stop	
Standard U.S. Guide Bushing Adapter	•
Plug-It Power Cord	•
SYSTAINER	SYS 4 TL

Specifications	
Power consumption	1,400 watt
Idle engine speed	10,000 - 22,500 RPM
Collet dia.	1/4" - 1/2" (6 - 12.7 mm)
Plunge depth	2-3/4" (70 mm)
Routing depth fine adjustment range	5/16" (8 mm)
Max. cutter diameter	2-1/2" (63 mm)
Weight	9.92 lbs (4.5 kg)

Standard package includes	
Collet—1/4"	
Collet—8 mm	
Collet—1/2"	•
Chip Catcher	•
Dust Extraction Hood	•
Guide Rods	
Guide Stop	
Standard U.S. Guide Bushing Adapter	•
Plug-It Power Cord	
SYSTAINER	SYS 4 TL

Specifications	
Power consumption	2.200 watt
Idle engine speed	10,000 - 22,000 RPM
Collet dia.	1/4" - 1/2" (6 - 12.7 mm)
Plunge depth	3-5/32" (80 mm)
Routing depth fine adjustment range	3/4" (20 mm)
Max. cutter diameter	3-1/2" (89 mm)
Weight	17.2 lbs (7.8 kg)

Metric dimensions binding.

Find MFK Router Bits

festoolusa.com/router



MFK 700 EQ



MFK 700 EQ/B Edge Router

Standard package includes	
Collets	1/4" and 8 mm
Dust Extraction Hood	•
Plug-It Power Cord	•
Vertical Base	•
1.5° Horizontal Base	•
Feeler Bearing Set	•

SYSTAINER	SYS 2 TL
-----------	----------

Specifications	
Power consumption	720 watt
Idle engine speed	10,000 - 26,000 RPM
Collet dia.	1/4" - 5/16" (6 - 8 mm)
Routing depth fine adjustment range	1/2" (14 mm)
Max. cutter diameter	1-1/4" (32 mm)
Dust extraction connection dia.	1-1/16" (27 mm)
Weight	4.19 lbs (1.9 kg)

Metric dimensions binding.

Standard package includes	
Collets	•
Dust Extraction Hood	
Plug-It Power Cord	•
Vertical Base	
1.5° Horizontal Base	
Feeler Bearing Set	

SYSTAINER	SYS 2 TL
-----------	----------

Specifications	
Power consumption	720 watt
Idle engine speed	10,000 - 26,000 RPM
Collet dia.	1/4" - 5/16" (6 - 8 mm)
Routing depth fine adjustment range	1/2" (14 mm)
Max. cutter diameter	1-1/4" (32 mm)
Dust extraction connection dia.	1-1/16" (27 mm)
Weight	4.19 lbs (1.9 kg)

1 Due to the nature of the horizontal base design, there is a limit to the bit size for use in this configuration. Do not use a bit with a cutting length greater than 5/8" (16 mm) and a shank length of 1-13/16" (46 mm). For greatest range of adjustment, a 3/4" (19 mm) bit diameter is recommended. Use Festool bit (491 666) for trimming of edge banding with the horizontal base.

MFK Accessories



Edge Guide

MFK 700 EQ	495182	\$65.00
MFK 700 EQ / B	495182	\$65.00

Create grooves, flutes, dados, ploughs and rabbets in parallel to an edge with 1/256" (1/10 mm) fine-adjustment ability. Included dust extraction hood accepts standard 27 mm hose. (Includes guide rods, as pictured)



Router Table

MFK 700 EQ	491427	\$145.00
MFK 700 EQ / B	491427	\$145.00

0° degree Horizontal base unit allows for the usage of bearing-less bits, and designed for straight routing. Features 1/256" (1/10 mm) adjustment.

Router Table

MFK 700 EQ	495165	\$145.00
MFK 700 EQ / B	495165	\$145.00

1.5° degree Horizontal base unit allows for the usage of bearing-less bits, while providing a no-file edge. Includes base, bearing set, and dust hood.



Collet

1/4" collet with nut

MFK 700 EQ	488761	\$38.00
MFK 700 EQ / B	488761	\$38.00

8 mm collet with nut

MFK 700 EQ	488755	\$38.00
MFK 700 EQ / B	488755	\$38.00

Designed to work with the Festool OF 1400 and OF 1010 routers, our CMS System offers a smooth-as-glass sliding table, exacting miter gauge, plus featherboard and hold-down options. It all comes together for uncompromised accuracy and control in the workshop or on the jobsite.



Find the right Router & Table

festoolusa.com/router



CMS-GE Router Table Set
203158 \$1,720.00

Standard package includes	
CMS-GE Base Unit	CMS Sliding Table
CMS OF Router Insert	CMS Table Extension
CMS Router Table Fence	CMS Dust Extraction Hose Set
CMS Dust Hood w/ Starting Pin	Table Insert Ring Set
CMS Miter Gauge	



CMS-GE Router Table
203159 \$1,280.00

Standard package includes	
CMS-GE Base Unit	
CMS OF Router Insert	
CMS Router Table Fence	
CMS Dust Hood w/ Starting Pin	
Table Insert Ring Set	

Find Router Table Accessories

festoolusa.com/router



CMS Dust Extraction

CMS-GE 488292
CMS-VL 488292 \$120.00

Efficient chip elimination.
Above- and below-table dust extraction captures dust and chips for better visibility, cleaner air and less mess, keeping your shop or your customer's house clean.



Two axis featherboard

Designed to provide stock pressure both horizontally and vertically for easier and more consistent routing results. Quickly pivots out of the way for large stock processing.



MFT/3 Table sold separately.

CMS-VL Router Table Set

203156 \$1,490.00

Standard package includes	Standard package includes
CMS-VL MFT Base Unit	CMS Miter Gauge
CMS OF Router Insert	CMS Sliding Table
CMS Router Table Fence	CMS Dust Extraction Hose Set
CMS Dust Hood w/ Starting Pin	Table Insert Ring Set



CMS-VL Router Table

203157 \$1,135.00


Standard package includes
CMS-VL MFT Base Unit
CMS OF Router Insert
CMS Router Table Fence
CMS Dust Hood w/ Starting Pin
Table Insert Ring Set



Edge Banding.

Delivering a perfect edge quality.

With the handheld CONTURO Edge Bander, you can apply edge banding in the shop or on the jobsite with unprecedented ease and efficiency. You can go at radii, rectangular shapes, or custom pieces with equal simplicity. Complemented by the complete Festool Edge Banding System, including an MFK Trim Router, CONTURO MFT/3 Table, Edge Banding Trimmer and more, you'll get fully finished results that are meticulous down to the last detail.





festoolusa.com/conturo



CONTURO KA 65

574609 \$3,020.00

Specifications

Power consumption	1,200 watt
Edge height	3/4" - 2-9/16" (18 - 65 mm)
Max. edge thickness	1/64" - 1/8" (0.5 - 3.0mm)
Inner radius	> 2" (50 mm)
Melting temperature	212 - 410°F (100 - 210°C)
Feed speed	6.56/13.1 ft./min (2/4 m/min)
Heating time	8 min
Safety class	I
Weight	17.41 lbs (7.9 kg)

Metric dimensions binding.



CONTURO Edge Bander Set


574616 \$3,410.00

Edge Bander plus Edge Trimming Set (500177)
KB-KA 65 SYS in a SYSTAINER SYS 4 T-LOC.



Mobile and flexible

Process large pieces, straight runs, convex and concave edges, as well as outside and inside corners with one machine.



Complete system

Create a perfect edge with a system approach, from banding to trimming without the footprint and hassles of other methods and machines.

View all CONTURO Accessories

festoolusa.com/conturo

MFT/3 CONTURO

500869 \$805.00

Quickly and easily mount the Conturo to this stationary table for improved surface area. Set (707 126 and 500 175) includes Table, Table Insert, Adapter Plate, Guide Plates (15x), and Cross Members. Perfect for small pieces that would otherwise be difficult to work on with the handheld CONTURO alone.



Adapter Plate

500175 \$460.00

Mount the CONTURO into the Table Insert (500 366) for stationary edge banding applications.



Perforated plate

500366 \$190.00

Provides a work surface when coupled with Adapter Plate (500 175) for stationary edge banding applications.



Guide Plate

500367 \$27.00

Guide Plates for KA 65 Table Insert (500 366). Provides low-friction surface area for stationary edge banding applications. (15 pieces)



Joining.

Maximize the accuracy, speed, and ease of joinery.

Join the Domino® revolution. Make perfectly aligned, long-lasting, secure joints for furniture, doors, and casework. The DOMINO stands alone as the unmatched solution for repeatable mortise and tenon joinery. Remove the guesswork and maximize the accuracy, speed, and ease of your joinery. A range of tenon sizes, wood types, and accessories are part of the full DOMINO system.



Fast

Quick and simple machining processes with the Domino Joiner provide the basis for rapid assembly of flat and corner joints utilizing Domino fasteners for knock-down design. Allowing for rapid building, moving, and reassembling of large pieces.



Compare Joiners

festoolusa.com/domino



Domino® DF 500 Q
574332 \$960.00

Domino® DF 500 Q Set
574432 \$1,040.00



Domino® DF 700 EQ
574422 \$1,400.00

Domino® DF 700 EQ Set
574447 \$1,500.00

Immensely portable

Domino machines let you take the tool to the work and perform mortise-and-tenon joinery in a fraction of the time of stationary machinery.



Repeatable depth control

Minimize milling time and mistakes with the integrated depth-stop with repeat settings. Provides quick and easy, set-and-forget depth control on repeated operations. (DF 700 shown for clarity.)



Flexible

Connect frames, panels, tops, and other large joints and pieces and easily disconnect and reconstruct as needed.

Find Joiner Accessories

festoolusa.com/domino



Cross Stop
Eliminate witness marks and guesswork.



Cross Stop
DF 500 Q | DF 700 EQ 498590 \$78.00



Support Bracket
Get straight, consistent mortises.



Support Bracket
DF 500 Q 495666 \$36.00



Domino® DF 500 Q



Domino® DF 500 Q Set

Standard package includes	
Domino Cutter (1 piece)	5 mm included
Support Bracket	•
Wrench	•
Trim Stop	
Cross Stop	
plug it-Power Cord	•
SYSTAINER	SYS 2 TL

Specifications	
Power consumption	420 watt
Idle engine speed	25,500 RPM
Max. routing depth	1/16" (28mm)
DOMINO slot cutter dia	3/16" (4mm)/ 1/8" (5mm)/ 1/4" (6mm)/ 5/16" (8mm)/ 3/8" (10mm)
Routing height adjustment	1/8" (5mm) - 1-3/16" (30mm)
Mitre routing	0 - 90 °
Weight	7.05 lbs (3.2 kg)

Standard package includes	
Domino Cutter (1 piece)	5 mm included
Support Bracket	•
Wrench	•
Trim Stop	•
Cross Stop	•
plug it-Power Cord	•
SYSTAINER	SYS 2 TL

Specifications	
Power consumption	420 watt
Idle engine speed	25,500 RPM
Max. routing depth	1-1/16" (28mm)
DOMINO slot cutter dia	3/16" (4mm)/ 1/8" (5mm)/ 1/4" (6mm)/ 5/16" (8mm)/ 3/8" (10mm)
Routing height adjustment	1/8" (5mm) - 1-3/16" (30mm)
Mitre routing	0 - 90 °
Weight	7.05 lbs (3.2 kg)

Metric dimensions binding.

Find Joiner Accessories

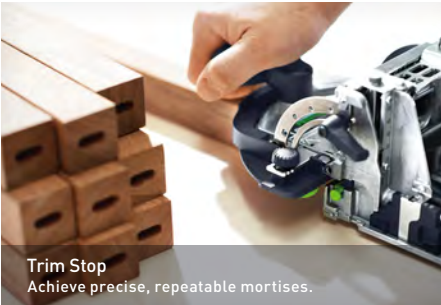
festoolusa.com/domino



Domino® DF 700 EQ



Domino® DF 700 EQ Set



Trim Stop
Achieve precise, repeatable mortises.




Trim Stop
DF 500 Q | DF 700 EQ 493487 \$78.00


Standard package includes	
Domino Cutter (1 piece)	12 mm included
Support Bracket	•
Wrench	•
Trim Stop	
Cross Stop	
plug it-Power Cord	•
SYSTAINER	SYS 5 TL
Specifications	
Power consumption	720 watt
Idle engine speed	21,000 RPM
Max. routing depth	2-3/4" (70mm)
DOMINO slot cutter dia	5/16" (8mm)/ 3/8" (10mm)/ 1/2" (12mm)/ 9/16" (14mm)
Routing height adjustment	3/8" (10mm) - 1-15/16" (50mm)
Mitre routing	0 - 90 °
Weight	11.46 lbs (5.2 kg)

Metric dimensions binding.

Standard package includes	
Domino Cutter (1 piece)	12 mm included
Support Bracket	•
Wrench	•
Trim Stop	•
Cross Stop	•
plug it-Power Cord	•
SYSTAINER	SYS 5 TL
Specifications	
Power consumption	720 watt
Idle engine speed	21,000 RPM
Max. routing depth	2-3/4" (70mm)
DOMINO slot cutter dia	5/16" (8mm)/ 3/8" (10mm)/ 1/2" (12mm)/ 9/16" (14mm)
Routing height adjustment	3/8" (10mm) - 1-15/16" (50mm)
Mitre routing	0 - 90 °
Weight	11.46 lbs (5.2 kg)



Handrail Fence
Precisely join round stock.



Hand rail fence
DF 500 Q | DF 700 EQ 494847 \$78.00

Find Joiner Accessories

festoolusa.com/domino



DOMINO connector range
203170 \$375.00



Corner Connection 203166 \$110.00
KV D8/50
The DOMINO/DOMINO KV D8/50 connector is positioned both in the casework panel and the base of the structure with the DOMINO joiner DF 500.



Corner connection 203168 \$90.00
KV-LR32 D8/50
The DOMINO/LR 32 KV-LR 32 D8/50 connector is positioned both in the casework panel in a 5 mm hole in the series of holes and the base of the structure with the DOMINO joiner DF 500.



Center panel connector 203167 \$80.00
MSV D8/25
The DOMINO/DOMINO MSV D8/25 connector is positioned both in the casework panel and the base of the structure with the DOMINO joiner DF 500 for 25 center panel joints with the DF 500.



Center panel connector 203169 \$70.00
MSV-LR32 D8/25
The DOMINO/LR 32 MSV-LR 32 D8/25 connector is positioned both in the casework panel in a 5 mm hole in the series of holes and the base of the structure with the DOMINO joiner DF 500.



Drilling template 203164 \$78.00
Drill template is required for drilling holes in the surface of the DOMINO D 8 mm joint fixture adapted to Festool D15 hinge location cutter, no. 203165.



Hinge location cutter 203165 \$57.00
The drill bit is adapted to Festool drill template no. 203164 Shaft mount: CENTROTEC 15 mm hinge location cutter is required for drilling holes in the surface of the DOMINO D 8 mm joint fixture.

DF 500 Q Domino Tenon Assortments

ASSORTMENT SYSTAINERS			
Assortment SYS			
Includes:		Qty.	
Beech 4 x 17 x 20 mm;		450	
Beech 5 x 19 x 30 mm;		225	
Beech 6 x 20 x 40 mm;		150	
Beech 8 x 22 x 40 mm;		100	
Beech 8 x 22 x 50 mm;		75	
Beech 10 x 24 x 50 mm;		60	
Cutter 4 mm;		1	
Cutter 5 mm;		1	
Cutter 6 mm;		1	
Cutter 8 mm;		1	
Cutter 10 mm;		1	
SYS 2 SYSTAINER		1	
			\$330.00 498899
SYS 2 TL with dividers			
With dividers and labels for storing, organizing, and transporting Domino tenons. No tenons included.			\$99.00 49889



Beech Tenons
Made from solid hardwood stock, Domino Beech tenons form the basis of strong joints that will last a lifetime and beyond.



Find Joiner Accessories

festoolusa.com/domino



DOMINO connector range
201353 \$270.00



DF 700 EQ Domino XL Tenon Assortments



Connector Set 203420 \$127.00
EV/32-Set
32 Anchor Bolts SV-AB D14, 32 Connector Cross
Anchors SV-QA D14, 32 Expansion Anchors SV-SA D1



Connector Set 203421 \$89.75
FV/16-Set
16 Double Bolts SV-DB D14, 32 Cross Anchors SV-QA D14,
64 Half-Shell SV-V D14 for widening. Used for corner
connection applications.



Domino Cutter 497871 \$67.00
D 14-NL 70 HW-DF 700
14 mm cutter for use with DOMINO fastener system features
durable carbide-tipped design for quick and precise mortises.

ASSORTMENT SYSTAINERS		
Assortment SYSTAINER 8/10 mm		
Includes:	Qty.	
Beech 8 x 22 x 50 mm;	48	
Beech 8 x 22 x 80 mm;	38	
Beech 8 x 22 x 100 mm;	36	
Beech 10 x 24 x 50 mm;	82	
Beech 10 x 24 x 80 mm;	52	
Beech 10 x 24 x 100mm;	52	
Cutter 8 mm;	1	
Cutter 10 mm;	1	
SYS 2 SYSTAINER	1	
		\$330.00 498204
Assortment SYSTAINER 12/14 mm		
Includes:	Qty.	
Beech 12 x 26 x 100 mm;	48	
Beech 12 x 26 x 140 mm;	38	
Beech 14 x 28 x 100 mm;	36	
Beech 14 x 28 x 140 mm;	82	
Cutter 14 mm;	52	
SYS 2 SYSTAINER	52	
		\$300.00 498205



Sipo Tenons
Made from African Mahogany,
Domino Sipo tenons are
rot-resistant, making them ideal
for outdoor applications.





Planing.

Get the results you're looking for faster.

Festool's HL 850 E planer features a single-knife head that cuts with a shearing action. What you get is cleaner glue- or finish-ready cuts, quieter operation and reduced vibration (meaning lower user fatigue). No matter if you're looking to go at your most frequent planing tasks with speed, or bring some architectural refinement to your work, the answer lies with Festool.





Find Planer Accessories

festoolusa.com/products/planing



HL 850 E Planer
574690 \$680.00

Standard package includes		
Parallel Stop		●
Standard Planer Head		●
Solid Carbide Standard Blade		●
Rabbet Depth Guide		●
SYSTAINER	SYS 3 TL	

Specifications	
Power consumption	850 watt
Planer shaft speed	11,000 RPM
Planing width	3-1/4" (82 mm)
Planing depth	0" (0) - 1/8" (3.5 mm)
Rabbeting Depth	Unlimited
Dust extraction connection dia.	1-1/2" (36 mm)
Weight	8.6 lbs (3.9 kg)

Metric dimensions binding.



PLANER HEADS & BLADES

Add dimension to your work with a quick-change cutterhead system designed to produce distressed or hand-hewn effects.

Planer Head

Standard planer head with solid carbide spiral blade HM 82 SD.
Rustic fine planer head with HSS spiral blade HS 82 RF.
Rustic coarse planer head with HSS spiral blade HS 82 RG.
Rustic undulating planer head with HSS spiral blade HS 82 RW.

Spiral Blade

For standard, smooth head.
For rustic, fine head.
For rustic, coarse head.
For rustic, undulating.

View Heads & Blades

festoolusa.com/products/planing



Unlimited rabbeting depth

Side-mounted cutterhead allows you to work right up to the edge.



Rabbet Depth Stop

484512 \$21.00

For rabbet depths of 0 to 1-3/16" (0-30 mm).



Side-mounted cutterhead

Spiral cutterhead with straight carbide knife for super-smooth, chatter-free cuts and seamless knife changes.



Thumb-lock depth control

Makes depth setting a streamlined one-hand operation so you can easily adjust your depth settings to match the resistance of the material.



Drilling.

Designed to keep you working comfortable all day long.

Festool cordless drills and drivers do more than make holes and sink screws. Our FastFix chuck system and Centrotec bits combine to bring right-angle, offset, and depth-stop capabilities to one tool. Our high-RPM motors deliver speed, and our ergonomically well-balanced designs keep you working comfortably all day long.





Find TXS and CXS Accessories

festoolusa.com/drills/accessories



TXS Plus
564513 \$250.00

Standard package includes

- MXC Charger
- 10.8 V Battery Lithium Ion 2.6 Ah (2x)
- 3/8" Keyless Chuck
- Centrotec Chuck
- BH 60 Centrotec Bit Holder
- PH 2 Bit
- SYSTAINER SYS 1 T-LOC

TXS Set
564514 \$300.00

Standard package includes

- MXC Charger
- 10.8 V Battery Lithium Ion 2.6 Ah (2x)
- FastFix Right Angle Chuck
- 3/8" Keyless Chuck
- Centrotec Chuck
- BH 60 Centrotec Bit Holder
- PH 2 Bit
- SYSTAINER SYS 1 T-LOC



CXS Plus
564534 \$250.00

Standard package includes

- MXC Charger
- 10.8 V Battery Lithium Ion 2.6 Ah (2x)
- 3/8" Keyless Chuck
- Centrotec Chuck
- BH 60 Centrotec Bit Holder
- PH 2 Bit
- SYSTAINER SYS 1 T-LOC

CXS Set
564535 \$300.00

Standard package includes

- MXC Charger
- 10.8 V Battery Lithium Ion 2.6 Ah (2x)
- FastFix Right Angle Chuck
- 3/8" Keyless Chuck
- Centrotec Chuck
- BH 60 Centrotec Bit Holder
- PH 2 Bit
- SYSTAINER SYS 1 T-LOC

Smart

Equipped with built-in fuel gauge, LED, magnetic bit storage, reversible belt clip, high & low speeds, multiple-position clutch, these drills stand alone drill or compliment heavier 18-volt drills.



Compact and lightweight

Weighing in just under 2 pounds, these drills will not leave you feeling fatigued even after all day use.

View all Interchangeable Chucks

festoolusa.com/drills/accessories



FastFix interchangeable chucks

3 tools in 1, the CXS can be deployed with a Keyless Chuck, Centrotec Chuck, and right-angle attachment.



Angle Attachment

497951 \$105.00

Right-Angle Chuck for close quarters. 1/4" Hex drive with magnet accepts 1/4" driver tips. Also accepts Centrotec and FastFix Keyless Chuck.



Keyless Chuck

769067 \$78.00

Standard replacement chuck for the PDC Drill. Compatible with C and T Drills. Up to 1/2" capacity. Ratcheting sleeve for increased retention.



Keyless Chuck

499949 \$74.00

Keyless Chuck for CXS drill with FastFix interface. 1/32" (1 mm)–3/8" (10 mm).



Centrotec Chuck

492135 \$40.00

Lightweight, compact quick-release chuck provides two points of contact for bits and accessories. Using Centrotec accessories, precision-milled sleeve acts like bushing, prevents wobble.



Find T18 and C18 Accessories

festoolusa.com/drills/accessories



T 18 Basic
574764 \$320.00

Standard package includes
Centrotec Chuck
Centrotec Bit Holder
FastFix Keyless Chuck
T-Loc Systemer SYS 2 TL

T 18 Set
575695 \$660.00

Standard package includes
Centrotec Chuck
Centrotec Bit Holder
FastFix Keyless Chuck
Eccentric Chuck
Right-Angle Chuck
2 x BP 18 Li 3.1 Cl battery pack
rapid charger TCL 6
T-Loc Systemer sys 2 TL



C 18 Basic
574736 \$320.00

Standard package includes
Centrotec Chuck
Centrotec Bit Holder
FastFix Keyless Chuck
T-Loc Systemer SYS 2 TL

C 18 Set
575674 \$660.00

Standard package includes
Centrotec Chuck
Centrotec Bit Holder
FastFix Keyless Chuck
Eccentric Chuck
Right-Angle Chuck
2 x BP 18 Li 3.1 Cl battery pack
rapid charger TCL 6
T-Loc Systemer sys 2 TL



Bluetooth® Technology

Bluetooth® enables the CT Dust Extractor to be started automatically when the cordless tool is switched on (use of the Bluetooth® module on the CT Dust Extractor is required).

Durability

With German build quality and a virtually indestructible motor, you'll be hard-pressed to break this machine.

Internal sensors immediately and completely disengage the drill motor once the desired torque setting has been achieved, preventing overdriving and stripping.



Fuel gauge

With the integrated fuel gauge, there's no more guessing how much charge remains as you move on to your next task.

View all Interchangeable Chucks

festoolusa.com/power-tools/drills



FastFix Depth Stop Chuck

493539 \$140.00

Depth-stop for consistent, precise depth setting regardless of material. Integral clutch maintains depth independent of torque setting. Quick-out ring backs out screws without affecting depth setting.



FastFix Eccentric Chuck

490294 \$130.00

Offset, Eccentric Chuck places bit flush to the side, allows drilling/driving right into corners. Chuck rotates 360° with 16 presets. Quick-release collar will not mar adjoining surfaces.



FastFix Angle Chuck

490293 \$130.00

Right-Angle Chuck for close quarters. 1/4" Hex drive with wire detent, also accepts Centrotec or Keyless Chuck. Chuck rotates 360° with 16 presets.

Click to Compare Drills

festoolusa.com/power-tools/drills



TXS Drill



CXS Drill

Specifications	
Battery voltage	10.8 V
Li-ion battery capacity	2.6 Ah
Gears	2
Idling speed, 1st gear/2nd gear	0 - 430/0 - 1300 RPM
Chuck range	1/32" – 3/8" (1 – 10 mm)
Drilling diameter, wood/steel	15/32" (12 mm)/ 5/16" (8 mm)
Torque setting 1st gear	2.7 lbs (0.3 Nm) - 30.1 lbs (3.4 Nm)
Max. torque, wood/steel	88.5 lbs (10 Nm) / 141.6 lbs (16 Nm)
Weight with Li-ion	1.98 lbs (0.9 kg)

Metric dimensions binding.

Specifications	
Battery voltage	10.8 V
Li-ion battery capacity	2.6 Ah
Gears	2
Idling speed, 1st gear/2nd gear	0 - 430/0 - 1300 RPM
Chuck range	1/32" – 3/8" (1 – 10 mm)
Drilling diameter, wood/steel	15/32" (12 mm)/ 5/16" (8 mm)
Torque setting 1st gear	2.7 lbs (0.3 Nm) - 30.1 lbs (3.4 Nm)
Max. torque, wood/steel	88.5 lbs (10 Nm) 141.6 lbs (16 Nm)
Weight with Li-ion	1.98 lbs (0.9 kg)

Click to Compare Drills

festoolusa.com/power-tools/drills



T 18+3 18V Drill



C 18 18V Drill

Specifications	
Battery voltage	18 V
Li-ion battery capacity	5.2 Ah
Gears	2
Idling speed, 1st gear/2nd gear	0 - 450/0 - 1500 RPM
Chuck range	1/16" (1.5) - 1/2" (13)
Drilling diameter, wood/steel	1-3/4" (45mm)/ 1/2" (13mm)
Torque setting 1st gear	7.1 lbs (0.8 Nm) - 70.8 lbs (8 Nm)
Torque adjustment 1st/2nd gear	4.4 lbs (0.5 Nm) - 53.1 lbs (6 Nm)
Max. torque, wood/steel	309.8 lbs (35 Nm) / 442.5 lbs (50 Nm)
Weight with Li-ion	3.97 lbs (1.8 kg)

Metric dimensions binding.

Specifications	
Battery voltage	18 V
Li-ion battery capacity	5.2 Ah
Gears	2
Idling speed, 1st gear/2nd gear	0 - 450/0 - 1500 RPM
Chuck range	1/16" (1.5) - 1/2" (13)
Drilling diameter, wood/steel	1-3/4" (40 mm)/ 1/2" (13mm)
Torque setting 1st gear	7.1 lbs (0.8 Nm) - 70.8 lbs (8 Nm)
Torque adjustment 1st/2nd gear	4.4 lbs (0.5 Nm) - 53.1 lbs (6 Nm)
Max. torque, wood/steel	239.0 lbs (27 Nm)/ 398.3 lbs (45 Nm)
Weight with Li-ion	3.97 lbs (1.8 kg)

Find PDC and BHC Accessories

festoolusa.com/drills/accessories



Auxiliary handle
768615 \$13.75
For use with the BHC and PDC Hammerdrills, the Side Handle provides ergonomic grip for greater control and comfort.



True system compatibility

The BHC is supported by a complete range of SDS bits, Centrotec accessories, plus an accessory drill dust nozzle that offers a cleaner workspace.



Drilling dust nozzle
500483 \$23.00
Suction-assisted dust destruction nozzle is designed with dual suction ports. When paired with a Dust Extractor, the Drill Dust Nozzle is attached to the surface through suction while providing efficient extraction to capture dust particles as they are created for a cleaner worksite and cleaner air.



PDC Basic
574700 \$350.00

Standard package includes

- Centrotec Chuck
- Centrotec Bit Holder
- FastFix Keyless Chuck
- T-Loc Systainer SYS 2 TL



PDC Set
575756 \$680.00

Standard package includes

- Centrotec Chuck
- Centrotec Bit Holder
- FastFix Keyless Chuck
- Side Handle
- Right-Angle Chuck
- 2 x BP 18 Li 5.2 ASI battery pack
- SCA 8 Charger
- T-Loc Systainer sys 2 TL



BHC 18 Basic
574724 \$420.00

Standard package includes

- Depth Stop
- Side Handle
- T-Loc Systainer SYS 2 TL



BHC 18 Set
575699 \$680.00

Standard package includes

- Depth Stop
- Side Handle
- 2 x BP 18 Li 3.1 ASI battery pack
- rapid charger TCL 6
- T-Loc Systainer sys 2 TL



Bluetooth® Technology

Bluetooth® enables the CT Dust Extractor to be started automatically when the cordless tool is switched on (use of the Bluetooth® module on the CT Dust Extractor is required).



Efficiency

With motor speed of 4,500 RPM, coupled with the auto-feed magazine using collated screws, makes fast work of hanging sheets while the impulse-drive functionality provides exceptional battery life.



Accuracy

Sink screws consistently and precisely (to 1/256") with mechanical and electronic depth control with automatic cut-off to prevent overdriven fasteners saving material as well as time in re-work to achieve quality results.



DWC 18-4500 Basic
201675 \$300.00

Standard package includes

Magazine attachment

Depth Stop

2x bit PH2

long PH 2 bit

belt clip

SYSTEMER SYS 2 T-LOC

DWC 18-4500 Set
575757 \$570.00

Standard package includes

Magazine attachment

Depth Stop

magnetic bit holder

2x bit PH2

long PH 2 bit

belt clip

Scaffolding holder

2 x BP 18 Li 3.1 Cl battery pack

rapid charger TCL 6

SYSTEMER SYS 2 T-LOC

Find DWC 18-4500 Accessories

festoolusa.com/drills/accessories



Bit Holder BH-DWC
769125 \$11.50

Bit holder equipped with 1/4" drive compatibility. For use with the depth stop cone.



Magazine attachment
202543 \$210.00

(included in both Basic and Plus)
Auto-feed magazine (included with DWC Basic and DWC Plus versions) features tool-free removal, precision depth control, quick-release button for removing collated screw strips, and field strip capability for easy maintenance and long-life.

Click to Compare Drills

festoolusa.com/power-tools/drills



PDC 18/4 Li 18V Drill



BHC 18 Rotary Hammer 18V

Specifications	
Battery voltage	18 V
Li-ion battery capacity	5.2 Ah
Max. number of strokes	76 000 RPM
Max. torque, wood/steel	354.0 lb (40 Nm)/ 531.0 lb (60 Nm)
Drilling diameter (wood/steel)	2" (50mm)/ 1/16" (13mm)
Drilling diameter in brickwork	3/8" (10mm)
Drilling dia. (concrete)	–
Chuck range	1/16" (1.5mm) - 1/2 " (13mm)
Weight with Li-ion	4.41 lbs (2 kg)

Metric dimensions binding.

Specifications	
Battery voltage	18 V
Li-ion battery capacity	5.2 Ah
Max. number of strokes	4 895 RPM
Max. torque, wood/steel	88.5 in-lb (10 Nm)/ 221.3 in-lb (25 Nm)
Drilling diameter (wood/steel)	–
Drilling diameter in brickwork	–
Drilling dia. (concrete)	11/16" (18mm)
Chuck range	–
Weight with Li-ion	5.73 lbs (2.6 kg)



DWC 18-4500 Drywall Gun 18V

Specifications	
Battery voltage	18 V
Idle engine speed	0 - 4 500 RPM
Max. machinable screw length (magazine attachment)	2" (55mm)
Tool holder	1/4"
Li-ion battery capacity	5.2 Ah
Weight with depth stop	4.19 lbs (1.9 kg)
Weight with magazine attachment	5.07 lbs (2.3 kg)

Metric dimensions binding.

Find Driver and Drill Bits

festoolusa.com/power-tools/drills



Bit Set
495130 \$46.00

Drill bits made from high-alloy steel with center point and 2 cutters for drilling quick, clean holes. Two chamfers instead of pre-cutting blades for an extended service life.

For drilling in all types of wood, glued solid wood, MDF and acrylic glass.

Includes five bits:
3 mm, 4 mm, 5 mm, 6 mm and 8 mm in diameter.

AIRSTREAM
Chargers & Batteries

		
Quick Charger AIRSTREAM SCA 8	Quick Charger TCL 6	
\$84.00 200313	\$68.00 201138	
		
BP 18 Li 6.2 AS	BP 18 Li 5.2 AS	BP 18 Li 3.1 C
\$120.00 201775	\$100.00 201066	\$90.00 201790



Lighting.


A balanced light source for a functional workspace.

Wherever your work takes you it is important to see what you are working on. At Festool we believe in details. We offer several choices of lighting so you can see the details of your work no matter what the sun is doing outside. Seeing is believing.





festoolusa.com/lighting



STL 450 Inspection light
201938 \$300.00

Specifications	
Lumen value	1,200 lm
Colour	5,000 kelvin
Housing protection class	IP 55
Cable length	16.4 ft (5m)
Weight	3.31 lb (1.5kg)



SysLite Duo
769967 \$300.00

Specifications	
Lumen value	8,000 lm
Colour	5,000 kelvin
Light source	80 x 1.4 watt
LED service life (L70)	10,000 h
Colour rendering index, Ra	80
Housing protection class	IP 55
Cable length	16.7 ft (5.1 m)
Weight	7.5 lbs (3.4 kg)



Surface Inspection Light Set

202912 \$510.00

The Surface Inspection Light Set gives you everything you need to see your work in detail.

Includes STL 450 Inspection Light (201 938), AD-ST DUO 200 adapter (201 936), Tripod ST DUO 200 (200 038).

SysLite Duo Set

574657 \$460.00

Project light to the level you need with up to 6.5' (2.0 m) of stand height with the robust and durable SYSLITE DUO Tripod. Includes SYSLITE DUO (769 967) and ST DUO 200 Tripod (574 657).

01 AD-ST DUO 200 adapter

STL 450 Inspection Light 201936 \$100.00

Mounts to ST DUO Tripod stand for adjustable, hands-free operation.

02 Tripod ST DUO 200

STL 450 Inspection Light 200038 \$215.00

SysLite Duo 200038 \$215.00

Project light to the level you need with up to over 6.5' (2.0 m) of stand height with the robust and durable SYSLITE DUO Tripod. Features a tool-free, easy-on mounting fixture and adjustable cord management loop.

AD-ST DUO 200 adapter SET

STL 450 Inspection Light 204046 \$390.00

If you already own the Tripod this is the set to get. STL 450 Surface Inspection Light and the Adapter. Mounts to ST DUO Tripod stand for adjustable, hands-free operation.



Adjustability

Available Tripod and adapter allow the height and angle of the Surface Inspection Light to be quickly and easily adjusted according to your individual needs.



Portability

Compact, light, and equipped with top handle for easy transport, the SYSLITE DUO can be used on the floor, nearly any horizontal surface, hung off a nail or screw or project light with the optional adjustable tripod.



Portability

Designed to go where your work takes you whether under a cabinet or into an attic. A multi-angle body casts light where you need it most, while the tripod port and swiveling hook provide even more options to illuminate any task.

Click for more lighting details

festoolusa.com/lighting



SYSLITE® II LED Work Lamp
500723 \$198.00

Wall Charger + Car Charger + Carrying Bag



SYSLITE® II LED Work Lamp Set
500732 \$250.00

Wall Charger + Car Charger + Carrying Bag
+ Magnetic SYSLITE Adapter

Specifications	
Light source	12 x 1.5 watt
Lumen value 1st/2nd stage	310/769 lm
Operating time (internal battery) 1st/2nd stage	90/240 min
Li-ion battery capacity	2.9 Ah
Operation with external Festool battery packs	10.8 - 18 V
Permissible operating temperature range	23 - 131 °F (-5/+ 55 °C)
Hook opening	1-1/2" (40 mm)
Thread size stand	1/4 "
Dimensions (L x W x H)	3" (80 mm) x 4" (100 mm) x 6" (150 mm)
Weight (without battery pack)	1.540 lbs (0.7 kg)



170° super-wide light dispersion

Cast a broad and even light for the most natural lighting effect to examine a surface for imperfections, or illuminate a tight workspace without a harsh, blinding glare.



Unbelievably bright

The SYSLITE delivers an even, balanced light source, casting a brilliant and consistent white light, so you can examine the smallest details in close quarters, or take a few steps back to look at the big picture.



Magnetic SYSLITE® Adapter
499814 \$82.00





Bluetooth® Technology

festoolusa.com/@200184



SYSROCK

200184 \$120.00

Light, compact, powerful: The SYSROCK construction site radio combines compact dimensions and unbelievable sound. The SYSROCK features a durable sturdy plastic housing, water-tight 2.5 inch neodymium speaker and flexible antenna. All this provides the perfect sound for your day even in extreme work conditions.

Standard package includes	
AC Adapter	•
Carry Bag	•
Aux-In Cable	•

Specifications	
Radio reception	FM
FM frequency band (VHF)	87.5 - 108 MHz
Speaker	10 watt
Operation with Festool slide-in battery packs	18 V
Number of stored stations	4
Bluetooth standard	4.1
AUX-IN	3/16" (3.5 mm)
Length	3-3/4" (94 mm)
Height	6" (149 mm)
Width	4" (102 mm)
Weight	1.543 lbs (0.7 kg)



Sound

Big sound from a compact footprint thanks to the 2.5" 10 Watt 8 Ohm Neodymium speaker that can be cranked up all the way without distortion. Intuitive design, oversized buttons, and aux-in capability make it the perfect shop and jobsite companion keeping you connected to your music and your world.



System

Use either the supplied power cord or use Festool flat pack batteries (10.8 - 18.0 volt). The 1/4"- 20 internal mount is compatible with Festool Magnetic SysLite adapter so you can attach the SYSROCK nearly anywhere.



Functionality

FM reception coupled with Bluetooth (4.1) capability provides flexibility to either tune in your favorite local station or stream your own music from your mobile device. Additionally, the SYSROCK pairs with smartphones for hands free usage any time of day.



Magnetic SYSLITE® Adapter
499814 \$82.00



Sanding.

From aggressive material removal to fine sanding.

Festool has gone to great lengths to design sanders, accessories, and abrasives that work seamlessly as a system, resulting in nearly dust-free operation, low vibration, longer service life, and, of course, an immaculate surface.





Find Rotex Accessories

festoolusa.com/sanders/accessories



ROTEX RO 90 FEQ
571823 \$460.00



ROTEX RO 125 FEQ
571782 \$510.00



Power

ROTEX sanders are some of the most powerful handheld sanders to power through the toughest tasks quickly and easily.



Tough

Made with the highest quality parts and demanding tolerances, ROTEX sanders are powerful by nature and so are all of their parts.



Ergonomics

Powerful yet controllable with multiple grip positions to make even the toughest work conditions manageable.



Dual-mode

Gear-driven, aggressive mode for rapid stock removal or polishing, and random orbital mode for fine sanding.



ROTEX RO 150 FEQ
575074 \$620.00

Click To Compare Rotex Sanders

festoolusa.com/sanders



ROTEX RO 90 FEQ



ROTEX RO 125 FEQ



ROTEX RO 150 FEQ

Standard package includes	
FastFix soft sander backing pad	●
Sanding pad	●
Edge Protector	●
Plug-It Power Cord	●

SYSTAINER SYS 2 TL

Specifications	
Power onsumption	400 watt
ROTEX rotary motion speed	260 - 520 RPM
Eccentric motion speed	3,500 - 7,000 RPM
Sanding stroke	1/8" (3 mm)
FastFix sanding pad dia.	3.5" (90 mm)
Dust extraction connection dia.	1-1/16" (27 mm)
Weight	3.31 lbs (1.5 kg)

Standard package includes	
FastFix soft sander backing pad	●
Sanding pad	
Edge Protector	●
Plug-It Power Cord	●

SYSTAINER SYS 2 TL


Specifications	
Power consumption	500 watt
ROTEX rotary motion speed	300 - 600 RPM
Eccentric motion speed	3,000 - 6,000 RPM
Sanding stroke	9/64" (3.6 mm)
FastFix sanding pad dia.	5" (125 mm)
Dust extraction connection dia.	1-1/16" (27 mm)
Weight	4.19 lbs (1.9 kg)

Standard package includes	
FastFix soft sander backing pad	●
Sanding pad	
Edge Protector	●
Plug-It Power Cord	●

SYSTAINER SYS 2 TL

Specifications	
Power consumption	720 watt
ROTEX rotary motion speed	320 - 660 RPM
Eccentric motion speed	3,300 - 6,800 RPM
Sanding stroke	3/16" (5 mm)
FastFix sanding pad dia.	6" (150 mm)
Dust extraction connection dia.	1-1/16" (27 mm)
Weight	5.07 lbs (2.3 kg)

Metric dimensions binding.



Multi-Jetstream 2

Soft, extra-soft and hard pads available to cover different needs.

View Rotex Accessories

festoolusa.com/sanders/accessories



Sander Backing Pad ST-STF D150/MJ2-FX-W-HT
RO 150 FEQ 202461 \$49.00

Soft version; High-temp resistant for heavy-duty applications.
This sanding pad has a FastFix connecting thread



Sander Backing Pad ST-STF D150/MJ2-FX-SW
RO 150 FEQ 202462 \$49.00

Ultra-soft version; For medium/fine sanding and finishing sanding.
The extra softness allows the abrasive to float for smoother results.
This sanding pad has a FastFix connecting thread



Sander Backing Pad ST-STF D150/MJ2-FX-H-HT
RO 150 FEQ 202463 \$49.00

Hard version; Maintain a crisp and flat surface especially on edges.
This sanding pad has a FastFix connecting thread




Edge protector

- RO 90 FEQ 496801 \$20.00
- RO 125 FEQ 493912 \$21.00
- RO 150 FEQ 493913 \$23.00

Protective bumper guard allows sanding right up to adjacent surfaces without concern for damage. Also prevents jolting when sanding close to walls or edges.





Find ETS Accessories

festoolusa.com/sanders/accessories



ETS EC 125/3 EQ
571897 \$400.00



Increased Flexibility

Allowing for less fatigue and more control, these compact sanders have a lower design height and a rubberized top grip to fit any size hand.

Better Dust Control

Electronic hose detection sensor alerts the user if the dust extraction hose becomes disconnected, helping to ensure a better finish result and cleaner work environment.



Less Fatigue

Active electronic vibration control constantly monitors sanding activity to ensure easy operation and a smooth surface, while minimizing arm strain for less fatigue.



ETS EC 150/3 EQ
575039 \$510.00



ETS EC 150/5 EQ
575051 \$510.00



Find ETS Accessories

festoolusa.com/sanders/accessories



ETSC 125 Basic
575384 \$200.00

ETSC 125 Plus
575715 \$440.00

ETSC 125 Set
575716 \$580.00



ETS 125 REQ
574993 \$200.00

Different strokes

The ETS 150 sanders are distinguished by their stroke size; one for intermediate, and the other for super-fine sanding.



Tight sanding stroke

With a 5/64" (2 mm) sanding stroke, the ETS 125 produces exceptional fine and super-fine sanding results.



Ergonomics

Formed to fit comfortably in any size hand. Compact and lightweight enough for extended vertical and overhead use.



ETS 150/3 EQ
575026 \$380.00



ETS 150/5 EQ
575060 \$380.00

Click To Compare ETS Sanders

festoolusa.com/sanders



ETS EC 125/3 EQ



ETS EC 150/3 EQ



ETS EC 150/5 EQ

Specifications	
Power consumption	400 watt
Eccentric motion speed	6,000 - 10,000 RPM
Sanding stroke	1/8" (3 mm)
Interchangeable sanding pad dia.	5" (125 mm)
Dust extraction connection dia.	1-1/16" (27 mm)
Weight	2.65 lbs (1.2 kg)

Specifications	
Power consumption	400 watt
Eccentric motion speed	6,000 - 10,000 RPM
Sanding stroke	1/8" (3 mm)
Interchangeable sanding pad dia.	6" (150 mm)
Dust extraction connection dia.	1-1/16" (27 mm)
Weight	2.65 lbs (1.2 kg)

Specifications	
Power consumption	400 watt
Eccentric motion speed	6,000 - 10,000 RPM
Sanding stroke	3/16" (5 mm)
Interchangeable sanding pad dia.	6" (150 mm)
Dust extraction connection dia.	1-1/16" (27 mm)
Weight	2.65 lbs (1.2 kg)

Metric dimensions binding.

Click To Compare ETS Sanders

festoolusa.com/sanders



ETS 125 REQ



ETS 150/3 EQ



ETS 150/5 EQ



ETSC 125 Basic

Specifications	
Power consumption	250 watt
Eccentric motion speed	6,000 - 12,000 RPM
Battery voltage	-
Li-ion battery capacity	-
Idle engine speed	-
Sanding stroke	0.079 (2 mm)
Interchangeable sanding pad dia.	5" (125 mm)
Dust extraction connection dia.	1-1/16" (27 mm)
Weight	2.65 lbs (1.2 kg)
Weight with Li-ion	-

Specifications	
Power consumption	310 watt
Eccentric motion speed	4,000 - 10,000 RPM
Battery voltage	-
Li-ion battery capacity	-
Idle engine speed	-
Sanding stroke	1/8" (3 mm)
Interchangeable sanding pad dia.	6" (150 mm)
Dust extraction connection dia.	1-1/16" (27 mm)
Weight	3.97 lbs (1.8 kg)
Weight with Li-ion	-

Specifications	
Power consumption	310 watt
Eccentric motion speed	4,000 - 10,000 RPM
Battery voltage	-
Li-ion battery capacity	-
Idle engine speed	-
Sanding stroke	3/16" (5 mm)
Interchangeable sanding pad dia.	6" (150 mm)
Dust extraction connection dia.	1-1/16" (27 mm)
Weight	3.97 lbs (1.8 kg)
Weight with Li-ion	-

Specifications	
Power consumption	-
Eccentric motion speed	-
Battery voltage	18 V
Li-ion battery capacity	3.1 Ah
Idle engine speed	6,000 - 10,000 RPM
Sanding stroke	5/64" (2 mm)
Interchangeable sanding pad dia.	5" (125 mm)
Dust extraction connection dia.	1-1/16" (27 mm)
Weight	-
Weight with Li-ion	3.08 lbs (1.4 kg)
Standard package includes ETSC 125 Basic	
StickFix Soft Sander Backing Pad - D125	
Festool PROTECTOR	
longlife dust bag	
ETSC 125 Plus	
StickFix Soft Sander Backing Pad - D125	
Festool PROTECTOR	
longlife dust bag	
2 x BP 18 Li 3.1 ERGO-I battery pack	
rapid charger TCL 6	
ETSC 125 Set	
StickFix Soft Sander Backing Pad - D125	
Festool PROTECTOR	
longlife dust bag	
2 x BP 18 Li 3.1 ERGO-I battery pack	
rapid charger TCL 6	
ACA 18 V ERGO Power Adapter	

Metric dimensions binding.



Find Orbital Sander Accessories

festoolusa.com/sanders/accessories



DTSC 400 Basic
575383 \$270.00

DTSC 400 Plus
575706 \$510.00

DTSC 400 Set
575707 \$650.00



RTSC 400 Basic
575382 \$270.00

RTSC 400 Plus
575727 \$510.00

RTSC 400 Set
575728 \$650.00

Find Orbital Sander Accessories

festoolusa.com/sanders/accessories



Long-life dust collection bag
DTS/RTS 400 | DTSC/RTSC 400
201693 \$32.00

Re-usable capture bag comprised of extra-durable nonwoven polyester for extra-long life. These bags are meant to capture sanding dust, be emptied, and then re-used many times.



Orbital sanding motion

Full pad contact with controlled and fine orbital sanding motion to minimize swirl marks and produce smoother surfaces.



Works with sheet abrasives

Abrasive clamping lever allows for the use of non-StickFix and 1/2-sheet abrasives.



DTS 400 REQ
201228 \$270.00



RTS 400 REQ
201221 \$270.00



RS 2 E
567696 \$430.00

Click To Compare Orbital Sanders

festoolusa.com/sanders



DTS 400 REQ



RTS 400 REQ



RS 2 E

Standard package includes		Standard package includes		Standard package includes	
StickFix Sanding Pad	•	StickFix Sanding Pad	•	StickFix Sanding Pad	•
Filter Bag with Holder		Filter Bag with Holder		Filter Bag with Holder	•
Plug-It Power Cord	•	Plug-It Power Cord	•	Plug-It Power Cord	
SYSTAINER	SYS 2 TL	SYSTAINER	SYS 2 TL	SYSTAINER	SYS 2 TL

Specifications		Specifications		Specifications	
Power consumption	400 watt	Power consumption	250 watt	Power consumption	330 watt
Idle engine speed	6,000 - 10,000 RPM	Idle engine speed	6,000 - 12,000 RPM	Idle engine speed	–
Rotational speed		Rotational speed	–	Rotational speed	4,000 - 10,000 RPM
Sanding stroke	1/8" (3 mm)	Sanding stroke	1/16" (2 mm)	Sanding stroke	–
Interchangeable sanding pad dia.	5" (125 mm)	Interchangeable sanding pad dia.	3-5/32" x 5-1/4" (80 x 133 mm)	Interchangeable sanding pad dia.	4-1/2" x 9" (115 x 228 mm)
Dust extraction connection dia.	1-1/16" (27 mm)	Dust extraction connection dia.	1-1/16" (27 mm)	Dust extraction connection dia.	1-1/16" (27 mm)
Weight	2.65 lbs (1.2 kg)	Weight	2.65 lbs (1.2 kg)	Weight	5.5 lbs (2.5 kg)

Metric dimensions binding.

Click To Compare Orbital Sanders

festoolusa.com/sanders



DTSC 400 Cordless 18V



RTSC 400 Cordless 18V

Specifications	
Battery voltage	18 V
Li-ion battery capacity	3.1 Ah
Idle engine speed	6,000 - 10,000 RPM
Sanding stroke	5/64" (2 mm)
Min. interchangeable sanding pad	4" (100 mm)
Max. interchangeable sanding pad	6" (150 mm)
Dust extraction connection dia.	1.06 (27 mm)
Weight	3.08 lbs (1.4 kg)

Metric dimensions binding.

Specifications	
Battery voltage	18 V
Li-ion battery capacity	3.1 Ah
Idle engine speed	6,000 - 10,000 RPM
Sanding stroke	5/64" (2 mm)
Min. interchangeable sanding pad	3-5/32" (80 mm)
Max. interchangeable sanding pad	5-1/4" (130 mm)
Dust extraction connection dia.	1.06 (27 mm)
Weight	3.08 lbs (1.4 kg)

Standard package includes - DTSC/RTSC 400 Basic

StickFix Soft Sander Backing Pad - 100X150	longlife dust bag
Festool PROTECTOR	

Standard package includes - DTSC/RTSC 400 Plus

StickFix Soft Sander Backing Pad - 80X133	2 x BP 18 Li 3.1 ERGO-I battery pack
Festool PROTECTOR	rapid charger TCL 6
longlife dust bag	

Standard package includes - DTSC/RTSC 400 Set

StickFix Soft Sander Backing Pad - 80X133	2 x BP 18 Li 3.1 ERGO-I battery pack
Festool PROTECTOR	rapid charger TCL 6
longlife dust bag	ACA 18 V ERGO Power Adapter



Find PLANEX Accessories

festoolusa.com/sanders/accessories



**PLANEX Easy LHS-E 225
Drywall Sander**
571935 \$750.00

Find PLANEX Accessories

festoolusa.com/sanders/accessories



Support Harness

496911 \$260.00

Use the PLANEX Harness with Reach Extenders to reduce stress and strain over a long day's work—especially useful for ceiling work. Conveniently packed in a SYS MAXI.

Swiveling head

Move easily and sand into tight spots effortlessly guiding the PLANEX Easy where you need it most for an unparalleled surface finish.



Extendable

Reach high or difficult spaces with ease and spend less time moving and setting up ladders, while achieving a more balanced finished surface.



Reduced costs

The PLANEX Easy has our tested and durable Granat abrasives that reduce operating costs and total cost of ownership.

When paired with the available CT 36 AC Dust Extractor you will reduce jobsite clean-up while working in a cleaner environment thanks to the integrated dust extraction design that captures dust at the surface. This new PLANEX Easy is fully compatible with all existing Planex abrasives.



Find PLANEX Accessories

festoolusa.com/sanders/accessories



PLANEX LHS 225
Drywall Sander
575219 \$1,210.00

Find PLANEX Accessories

festoolusa.com/sanders/accessories

Reduced costs

Realize a quick return on investment in time and materials savings. The PLANEX's longer lasting, less expensive abrasives reduce operating costs and total cost of ownership.



Extendable/collapsible design

Reach high or difficult spaces with ease and spend less time moving and setting up ladders, while achieving a more balanced finished surface.



Variable suction force

On-board variable suction force provides convenient, user-accessible adjustment for increased control and maximum dust extraction.



With the PLANEX LHS 225 drywall sander, you can sand walls and ceilings in a fraction of the time it takes with other tools or methods. In addition, you'll save countless hours on prep work and cleanup, since the PLANEX and CT 36 AC Dust Extractor will capture and contain virtually all the dust and mess.



Gear-driven

High-torque, gear-driven sanding power for strong abrasion ability.

The RAS 115.04 E is for removing thick layers of varnish or paint on wood or metal requires either a great deal of patience or a machine with an impressive rate of material removal. The RAS rotary sander is the perfect choice for stripping and shaping. 500 watts of power concentrated in a 4.5" pad allows you to quickly power through just about any material.



Comfortable handling

The motor housing on the RAS 115 is small enough in diameter to fit snugly in your hand for easy, effortless use.



Variable speed control

Stepless speed control allows you to adjust to the needs of the application.

Find RAS Accessories

festoolusa.com/sanders/accessories



Sander Backing Pad

484172 \$34.00

Hard - High-edge strength pad with mechanical fastening for flat surfaces and narrow edges. dia. 115 mm, connecting thread M14. (1 piece)

Sander Backing Pad

484173 \$34.00

Soft - Standard mechanical fastening replacement pad. Dia. 115 mm, connecting thread M14. (1 piece)



Sander Backing Pad

485298 \$36.00

With arbor for grinding discs. Dia. 115 mm, connecting thread M14. (1 piece)



Auxiliary handle

487865 \$21.00

For increased control with two-hand grip.



RAS 115.04 E

570789 \$360.00



True linear performance

Sanding motion imitates hand-sanding perfectly for sanding profiles, edges or rabbets.

Pre-formed and custom profiles

A wide selection of pads can be mounted for any application.



Duplex LS 130 EQ
567852 \$430.00

Find LS 130 Accessories

festoolusa.com/sanders/accessories



Sanding Pad

Radius 18 Concave Pad for sanding curves. 490164 \$40.00

Radius 25 Concave Pad for sanding curves. 490165 \$40.00



Do-It-Yourself Kit 490780 \$65.00
For creating your own sanding pad to match custom profiles.

Click To Compare Specialty Sanders

festoolusa.com/sanders



RAS 115.04 E

Standard package includes	
StickFix Sanding Pad	•
Auxiliary Side Handle	•
Plug-It Power Cord	
SYSTAINER	SYS 2 TL
Specifications	
Power consumption	500 watt
Idle engine speed	1,500 RPM
Sanding stroke	–
Interchangeable sanding pad	–
Interchangeable sanding pad dia.	–
Sanding pad dia.	4-1/2" (115 mm)
Dust extraction connection dia	1-1/16" (27 mm)
Weight	3.53 lbs (1.6 kg)
Weight (one extension)	–
Weight (no extension)	–

Metric dimensions binding.



Duplex LS 130 EQ

Standard package includes	
StickFix Sanding Pad	•
Filter Bag with Holder	
Plug-It Power Cord	•
SYSTAINER	SYS 1 TL
Specifications	
Power consumption	260 watt
Idle engine speed	4,000 - 6,000 RPM
Sanding stroke	5/32" (4 mm)
Interchangeable sanding pad	5-15/64" (133 mm) x 3-5/32" (80 mm)
Interchangeable sanding pad dia.	–
Sanding pad dia.	–
Dust extraction connection dia	1-1/16" (27 mm)
Weight	3.75 lbs (1.7 kg)
Weight (one extension)	–
Weight (no extension)	–

Click To Compare Specialty Sanders

festoolusa.com/sanders



Planex LHS 225

Standard package includes	
StickFix Sanding Pad	•
Auxiliary Side Handle	
Plug-It Power Cord	•
SYSTAINER	SYS MAXI
Specifications	
Power consumption	550 watt
Idle engine speed	340 - 910 RPM
Sanding stroke	-
Interchangeable sanding pad	-
Interchangeable sanding pad dia.	8-1/2" (215 mm)
Sanding pad dia.	-
Dust extraction connection dia	1-1/2" (36 mm)
Weight	-
Weight (one extension)	10.14 lbs (4.60 kg)
Weight (no extension)	8.38 lbs (3.80 kg)

Metric dimensions binding.



PLANEX Easy

Standard package includes	
StickFix Sanding Pad	•
Filter Bag with Holder	
Plug-It Power Cord	•
SYSTAINER	-
Specifications	
Power consumption	400 watt
Idle engine speed	400 - 920 RPM
Sanding stroke	-
Interchangeable sanding pad	-
Interchangeable sanding pad dia.	8-1/2" (215 mm)
Sanding pad dia.	-
Dust extraction connection dia	1-1/2" (36 mm)
Weight	
Weight (one extension)	
Weight (no extension)	8.8 lbs (4 kg)



Abrasives

It's not enough to use the most sophisticated sanders and dust extractors available. If something's lacking at the point where tool touches surface, the results are less than Festool perfect. That's why our system includes a complete line of advanced abrasives in several different types, with grits ranging from 24 to 4,000. It's also why our abrasives feature high-tech coatings to provide maximum resistance to clogging and smearing. It's another instance where investing in the best cuts down on material waste, minimizes reworks, and leads to superior results at the end of the day.

Click to find a full list of abrasives


festoolusa.com/knowledge/abrasives

Granat Abrasives

Thanks to its amazing versatility and durability, Festool's Granat abrasive is gaining a reputation as the "ultimate abrasive" for both finished and bare wood surfaces. Originally designed for solvent-based high-VOC surfaces and paints, its anti-clogging properties are well-suited for a broad range of applications, including clear coats, composites, mineral and solid surfaces.

Rubin 2 Abrasives

Building on the industry-leading performance of the original Rubin abrasive, Festool's Rubin 2 sets a new standard for efficiency—perfect for all wood-finishing applications. Rubin 2 is designed to minimize the time spent on each level with a 30% faster removal rate and a 30% longer sheet life.





Versatile

Exceptional anti-clogging properties make Granat an ideal solution for a wide range of painted and finished surfaces, in addition to virtually any wood application.



Your best finish

Designed for rapid grit progression, you'll spend less time getting from 80 to 220, achieving the best possible finished surface in the least amount of time.



High performance

A high-performance abrasive is one that cuts quickly and efficiently with minimal loading, uniform scratch patterns, durability and a long, long life. Get more mileage out of your abrasives with Festool.

Click to find a full list of abrasives

festoolusa.com/knowledge/abrasives

Granat Net Abrasives

The perfect solution for surface sanding operations that produce high volumes of dust. The open net structure enables dust extraction across the entire surface — for working cleanly, a high material removal capacity, and a long service life of the abrasive. Granat Net is available in five different formats that cover a wide range of different applications.





Click to find a full list of abrasives

festoolusa.com/knowledge/abrasives

HAND SANDING

Whether used for those difficult-to-reach spots or for carrying out minor corrections, the new GRANAT premium hand sanding abrasives ensure you will achieve the desired sanding results quickly and efficiently, even for hand sanding. Long lasting, high-performance abrasives are resistant to tearing and are both durable and washable. The synthetic resin bonding provides a tenacious grip for long lasting cutting power without grooves or scratches. Specially formed sponges provide unique profiles to tackle hard-to-solve hand sanding problems, sheets and rolls handle common sanding needs.





System

An extension of the Festool abrasive line-up for machines featuring Granat and Vlies abrasives to match the material removal capacity and long service life that creates the perfect surface performance.

Robust

Durable high quality abrasive components with bonded and fused grits provide long service life and high material removal rates. Built to withstand loading and tearing.



Versatile

The combi block with its round side and 45 degree edge allows you to get into those hard to reach places.

Click to find a full list of abrasives

festoolusa.com/knowledge/abrasives



Features + Capabilities

- Helps achieve an outstanding final finish
- Abrasives have excellent surface quality
- No wrinkles or kinking for optimal protection of the surface
- High material removal
- Less grit break-out
- Easy cleaning for a longer life time
- Outstanding adaptation due to foam backing material
- Manual hand sanding abrasives for any application



Always the right oil


Festool offers three grades of natural linseed-based oil, including Heavy-Duty, One-Step and Outdoor formulas—suitable for light and dark wood for virtually any indoor or outdoor application.

Find the right finishing products

festoolusa.com/polishing



StickFix® Finish Applicator Set
498063 \$170.00



One-Step Oil

Best option for indoor, lower-traffic surfaces, including furniture, shelving and cabinets. Oils and waxes at once, with excellent polishing properties.



Outdoor Oil

Excellent for outdoor applications such as garden furniture, pergolas or even decking. Natural ingredients protect against fungus and UV damage.




Heavy-Duty Oil

Best solution for high-traffic indoor surfaces, including tables, work surfaces, and stairs. Penetrates and protects against premature wear and damage.

Find the right finishing products

festoolusa.com/polishing



StickFix® Applicator Sponge

498070 \$25.00

Applicator Sponges ensure the even distribution of oil across your surface, leading to a better finish with less mess. Easily remove or replace thanks to the StickFix hook-and-loop design. Includes 5 sponges.



Vlies Discs 150 mm

Use Vlies fibrous discs just before wiping off excess oil to help increase surface penetration for a more even finish. Use Vlies Green with initial coats, and Vlies White during final application.



Polishing.

Conquer the most demanding polishing applications with ease.

Achieve unmatched surface quality with the simple and straight-forward polishing system from Festool. Color-coded polishing compounds correlate with the appropriate sponge to deliver the perfect levels of finish. Polishing compounds come in an easy-to-use squeeze bottles with resealable tops with a corresponding color band to indicate which sponge is to be used with the polish.





With 1200 watts of power, the SHINEX is capable of conquering the most demanding polishing applications with ease. Variable speed settings allow you to dial in the perfect speed for the application at hand between. At only 4.6 pounds, the light weight design prevents fatigue during extended use. A fluff filter screens contaminants from polishing pads, felts, sheepskins or other environmental debris and protects the motor for longer service life.

Find Polishing Accessories

festoolusa.com/polishing



RAP 150-14 FE (1,400rpm)
571000 \$510.00

Specifications	
Power consumption	1,200 watt
Idle engine speed	600 - 1,400 RPM
Max. polishing pad dia.	6" (150 mm)
Weight	4.63 lbs (2.1 kg)

Metric dimensions binding.

RAP 150-21 FE (2,100rpm)
571011 \$510.00

Specifications	
Power consumption	1,200 watt
Idle engine speed	900 - 2,100 RPM
Max. polishing pad dia.	6" (150 mm)
Weight	4.63 lbs (2.1 kg)

Polishing System

Color-coded bottles and sponges provide a matched abrasive and sponge system to deliver excellent results without frustration.



Find Polishing Accessories

festoolusa.com/polishing

Polishing Pads

Festool polishing system combined with high-performance polishing machines provide a complete system from the most abrasive tasks to the highest surface qualities.

Polishing Sponges & Cloths

From coarse to extra-fine, in flat or waffle-face design, Festool sponges provide a consistent and uniform delivery system for consistent polishing performance.

Polishing Compounds

Color-coded bottles and sponges provide a matched abrasive and sponge system to deliver excellent results without frustration.





Mixing.

Designed to maximize comfort and control to accommodate the way you work.

The MX 1200 and Ergofix system adapt to the way you work with tool-free height adjustment. A 1200 watt (10 amp) soft-start motor features in-trigger speed control as well as variable speed dial. Rubber corner bumpers for durability and cap covering the motor adds protection as well as cooling airflow that is designed to avoid taking in contaminants for longer service life.





Find Mixer Accessories

festoolusa.com/products/stirring



Mixer MX 1200 E EF
575213 \$390.00

Specifications	
Power Consumption	1200 watts (10 amps, 120 V AC)
Speed	360 - 630 rpm
Collar dia.	2.24 in (57 mm)
Mount Type	M14/ErgoFix
Max. mixer container diameter	5.5 in (140 mm)
Max. Mix Quantity	15.85 liquid gallons (60 liters)
Weight	9.9 lbs (4.5 kg)

Metric dimensions binding.



Change out stirring rods quickly and easily with no tool required.



Find Mixer Accessories

festoolusa.com/products/stirring



Spiral Stirrer

For viscous materials, tile cement, filling compounds, flooring mixtures, ready-mix plasters, screed, smoothing cement, filling mixtures.



Stirrer

For filling mixtures and smoothing cement, sealant, adhesives, for stirring without trapping air (no air bubbles).



Disc Stirrer

For liquid materials, paints, varnishes, wall paint, emulsion paint, wallpaper paste, glue, tile cement.



Electronic speed control gives the right setting for every material.



Airflow design helps prevent dust and water intrusion into motor for longer life.



Festool Service

Festool SERVICE means that every Festool power tool comes bundled with an industry-leading package of offerings to support you and assist with any problems you might encounter with your tool.

3 year

Wear and Tear + Free Repair Shipping



3-Year Comprehensive
Warranty



3-Year Free Shipping
to and from Festool.



10-Year Parts
Availability

2 day

Standard Repair Turnaround Time



Average Repair takes only
2 Business Days



Dedicated Service Hotline
888-337-8600

1 month

Satisfaction Guarantee



30-Day Money Back Guarantee

Check out the support of Festool:
festoolusa.com/service



24/7 Online
Service Hub



Instructional Videos
festool.tv



Online Tool Registration

Join the Festool Family. festoolusa.com/register

Registering online is a fast, simple way to put additional advantages of Festool ownership to work.

- Create a record of your purchase in case tools are lost or stolen.
- Tool registration speeds up servicing and/or repair processing.
- Receive updates and sneak peeks of new tools and accessories.
- Access videos for demos and tips to help you get the most out of your investment.



Enjoy all the benefits of online tool registration by visiting festoolusa.com/register

Stay connected with Festool.

Festool USA

Use our main website as a launching pad to learn all there is to know about the Festool System.



www.festoolusa.com

Festool Training

State-of-the-art training facilities in Indianapolis and Las Vegas offer application-based learning experiences for new and existing users.



Register to attend at www.festooltraining.com

Festool Owners Group

This diverse and knowledge-rich woodworking and power tools forum allows you to tap into the insight and experience of other Festool users.



Connect with Festool users at www.festoolownersgroup.com

Facebook

Connect with us to get the latest in product news and applications, or to see how others are using their tools.



Start here for the latest news www.facebook.com/festoolusa

Festool TV

A video channel dedicated to product and application content, helping you get the most out of your investment.



Start here for instructional videos www.festool.tv

Instagram

Get inspiration, how-tos, and more from your fellow tradesmen in the Instagram community.



Share photos and views of your work using [#festoolusa](https://www.instagram.com/festool_usa) [instagram.com/festool_usa](https://www.instagram.com/festool_usa)

FESTOOL SERVICE ALL-INCLUSIVE® Limited Warranty

Festool USA warrants that all new Festool power tools¹ purchased from authorized dealers in the U.S. and Canada will be free from defects in materials and workmanship for a term of three years from the date of original retail purchase.

Conditions of the SERVICE ALL-INCLUSIVE® Limited Warranty are as follows:

This warranty applies for three years from the date of original retail purchase. Proof of purchase is required. This warranty is void if the tool is not used, operated, repaired and maintained in accordance with the tool's instruction manual.

Excluded from this warranty's coverage are:

1. Accessories and/or attachments, including, but not limited to, saw blades, drill bits, router bits, sanding discs and apparel.
2. Tools purchased from outside of the U.S. or Canada.
3. Repairs or replacements not performed by an authorized Festool Service Center, outside of routine maintenance as set forth in the instruction manual.
4. Parts or components not supplied by Festool or that have been modified.
5. Damage caused by misuse, abuse, accident, impact, abnormal wear and tear, improper storage and/or exposure to the elements, or neglect.
6. Damage caused by anything other than defects in materials and workmanship.
7. Normal adjustments and recommended maintenance as set forth in the tool's instruction manual.
8. Damage from the operation of the tool at a voltage or frequency different from the tool's rating, including the use of transformers.
9. Damage resulting from the use of any non-Festool accessories or attachments.
10. Tools used in high volume industrial applications?

Should any failure covered by this Limited Warranty occur, the purchaser must contact Festool through our website, www.festoolusa.com/SAI, or call 800.554.8741 for authorization and shipping information. For purchases made in Canada, contact our website, www.festoolcanada.com/SAI or call 613.697.3419. Festool, in its sole discretion, may elect to repair, replace or refund the purchase price of any tool covered by this Limited Warranty that is found to

be defective, at no cost to the purchaser. Warranty returns will be processed by Festool according to normal work flow and availability of replacement parts and components.

Festool will issue a prepaid shipping label for return of the tool to the Festool Service Center and will also return the repaired tool freight prepaid, if the repair or replacement is covered under this Limited Warranty.

FESTOOL SHALL NOT BE LIABLE FOR ANY CONSEQUENTIAL, INCIDENTAL OR SPECIAL DAMAGES REGARDLESS OF THE THEORY OF LAW ON WHICH THE CLAIM IS BASED. ALL WARRANTIES IMPLIED BY STATE LAW, INCLUDING THE IMPLIED WARRANTIES OF MERCHANTABILITY AND FITNESS FOR A PARTICULAR PURPOSE ARE HEREBY LIMITED TO THE DURATION OF THREE YEARS.

SOME STATES IN THE U.S. AND SOME CANADIAN PROVINCES DO NOT ALLOW EXCLUSIONS/LIMITATIONS OF INCIDENTAL OR CONSEQUENTIAL DAMAGES AND/OR LIMITATIONS ON HOW LONG AN IMPLIED WARRANTY LASTS, SO THE ABOVE LIMITATION MAY NOT APPLY TO YOU. THIS WARRANTY GIVES YOU SPECIFIC LEGAL RIGHTS, AND YOU MAY ALSO HAVE OTHER RIGHTS THAT VARY FROM STATE TO STATE IN THE U.S. AND FROM PROVINCE TO PROVINCE IN CANADA.

With the exception of any warranties implied by state or province law as limited above, the fore-going limited warranty is exclusive and in lieu of all other warranties, guarantees, agreements, and similar obligations of Festool. No agent, representative, distributor, dealer, or employee of Festool has the authority to increase or otherwise modify the obligations or limitations of this warranty.

Warrantor: Festool USA 888.337.8600
Festool Canada 613.697.3419

400 N. Enterprise Dr.
Lebanon, IN 46052

festoolusa.com/SAI
festoolcanada.com/SAI

Instruction Manual

Warning

To reduce the risk of personal injury and for best optimum tool performance, be sure to read, understand, and follow all the safety and operating instructions in the instruction manual before using the tool. An

instruction manual is furnished with every tool. If yours is lost or if you have questions, please call 888.337.8600 for a replacement.

Health Warning

Various dusts created by power sanding, sawing, grinding, drilling, and other construction activities contain chemicals known (to the State of California) to cause cancer, birth defects or other reproductive harm. Some examples of these chemicals are: lead from lead-based paints; crystalline silica from bricks and cement and other masonry products; arsenic and chromium from chemically treated lumber.

Your risk from these exposures varies, depending on how often you do this type of work. To reduce your exposure to these chemicals: always work in a well-ventilated area. Festool recommends to use Dust Extractors with every power tool. If the inhalation of dust nevertheless exceeds the ambient (background) level, wear a respirator approved by NIOSH/MSHA for the material at issue.

Disclaimer

Festool reserves the right to make changes or improvements on its products without incurring an additional obligation to make corresponding changes or improvements to products previously manufactured or sold. Festool reserves the right to discontinue products at any time without notice. All illustrations and photographs displayed in this catalog are the property of Festool and shall not be duplicated or reproduced without the express written consent of Festool. Specifications and photographs are as of 3/01/18 and are subject to change without notice. Any unauthorized use of a trademark without express written consent is strictly prohibited.

Festool is not responsible for typographical errors.

FESTOOL®
Tools for the toughest demands

Festool® is a registered trademark of FestoolUSA, LLC.

© Copyright 2018 FestoolUSA, Tooltechnic Systems, LLC.
All rights reserved.

Note: The following is an exemplar Festool limited warranty. The actual warranty that comes with your power tool is controlling.

¹ For purposes of this warranty, power tools are defined as any Festool branded product that bears a serial number (S.Nr. or M.Nr.).

² To determine if your application is excluded from the warranty under this condition, please contact the Festool Service Center at 888.337.8600.

FESTOOL SERVICE ALL-
Garantía Limitada INCLUSIVE®

Festool USA garantiza que todas las nuevas herramientas eléctricas Festool1 compradas a distribuidores autorizados en los EE. UU. Y Canadá estarán libres de defectos en materiales y mano de obra por un período de tres años a partir de la fecha de compra original.

Condiciones del SERVICIO ALL-
INCLUSIVE®

Garantía limitada son los siguientes:

Esta garantía se aplica durante tres años a partir de la fecha de compra original. Se requiere comprobante de compra. Esta garantía no es válida si la herramienta no se usa, opera, repara y mantiene de acuerdo con el manual de instrucciones de la herramienta.

Quedan excluidos de la cobertura de esta
garantía:

- 1. Accesorios y / o accesorios, incluyendo, pero no limitado a, hojas de sierra, brocas, fresas, discos de lijado y ropa.
- 2. Herramientas compradas fuera de los Estados Unidos o Canadá.
- 3. Reparaciones o reemplazos no realizados por un Centro de servicio autorizado de Festool, fuera del mantenimiento de rutina como se establece en el manual de instrucciones.
- 4. Piezas o componentes no suministrados por Festool o que hayan sido modificados.
- 5. Daños causados por mal uso, abuso, accidente,
- 6. impacto, desgaste anormal, uso inadecuado
- 7. Almacenamiento y / o exposición a los elementos, o negligencia.
- 8. Daños causados por cualquier otra cosa que no sean defectos en materiales y mano de obra.
- 9. Los ajustes normales y el mantenimiento recomendado se indican en el manual de instrucciones de la herramienta.
- 10. Daños por el funcionamiento de la herramienta en una. Tensión o frecuencia diferente a la de la herramienta. Clasificación, incluido el uso de transformadores.
- 11. Daños resultantes del uso de accesorios o accesorios que no sean Festool.
- 12. Herramientas utilizadas en aplicaciones industriales de gran volumen.

En caso de que ocurra una falla cubierta por esta Garantía limitada, el comprador debe comunicarse con Festool a través de nuestro sitio web, www.festoolusa.com/SAI, o llamar al 800.554.8741 para obtener información sobre autorización y envío. Para compras realizadas en Canadá, contacte nuestro sitio web, www.festoolcanada.com/SAI

o llame al 613.697.3419. Festool, a su exclusivo criterio, puede optar por reparar, reemplazar o reembolsar el precio de compra de cualquier

herramienta cubierta por esta Garantía Limitada que se encuentre defectuosa, sin costo para el comprador. Las devoluciones en garantía serán procesadas por Festool de acuerdo con el flujo de trabajo normal y la disponibilidad de piezas de repuesto y componentes.

Festool emitirá una etiqueta de envío prepaga para devolver la herramienta al Centro de servicio de Festool y también devolverá el flete prepago de la herramienta reparada, si la reparación o el reemplazo están cubiertos por esta Garantía limitada.

FESTOOL NO SERÁ RESPONSABLE DE
NINGUNA

DAÑOS CONSECUENTES, INCIDENTALES O ESPECIALES, INDEPENDIENTEMENTE DE LA TEORÍA DE LA LEY EN QUE SE BASA LA RECLAMACIÓN. TODAS LAS GARANTÍAS IMPLÍCITAS POR LA LEY ESTATAL, INCLUIDAS LAS GARANTÍAS IMPLÍCITAS DE COMERCIABILIDAD Y ADECUACIÓN PARA UN PROPÓSITO PARTICULAR, ESTÁN LIMITADAS A LA DURACIÓN DE TRES AÑOS.

ALGUNOS ESTADOS EN LOS ESTADOS UNIDOS Y ALGUNAS PROVINCIAS CANADIENSES NO PERMITEN EXCLUSIONES / LIMITACIONES DE DAÑOS INCIDENTALES O CONSECUENTES Y / O LIMITACIONES SOBRE EL PLAZO DE GARANTÍA IMPLÍCITA, POR LO QUE LA LIMITACIÓN ANTERIOR PUEDE NO APLICARSE A USTED. ESTA GARANTÍA LE OTORGA DERECHOS LEGALES ESPECÍFICOS, Y TAMBIÉN PUEDE TENER OTROS DERECHOS QUE VARÍAN DE UN ESTADO A OTRO EN LOS ESTADOS UNIDOS Y DE LA PROVINCIA A LA PROVINCIA EN CANADÁ.

Con la excepción de cualquier garantía implícita por la ley estatal o provincial como se limita anteriormente, la garantía limitada anterior es exclusiva y reemplaza a todas las demás garantías, garantías, acuerdos y obligaciones similares de Festool. Ningún agente, representante, distribuidor, vendedor o empleado de Festool tiene la autoridad para aumentar o modificar las obligaciones o limitaciones de esta garantía.

Garante: Festool USA 888.337.8600
Festool Canada 613.697.3419
400 N. Enterprise Dr.
Lebanon, IN 46052
festoolusa.com/SAI
festoolcanada.com/SAI

Manual de instrucciones

Advertencia
Para reducir el riesgo de lesiones personales y para obtener el mejor rendimiento óptimo de la herramienta, asegúrese de leer, comprender y seguir todas las instrucciones de seguridad y

operación del manual de instrucciones antes de usar la herramienta. Un manual de instrucciones se suministra con cada herramienta. Si el suyo está perdido o si tiene preguntas, llame al 888.337.8600 para obtener un reemplazo.

Advertencia de salud
Varios polvos creados por lijado, aserrado, esmerilado, taladrado y otras actividades de construcción contienen productos químicos conocidos (por el Estado de California) que causan cáncer, defectos de nacimiento u otros daños reproductivos. Algunos ejemplos de estos productos químicos son: el plomo de las pinturas a base de plomo; sílice cristalina de ladrillos y cemento y otros productos de albañilería; Arsénico y cromo de la madera tratada químicamente.

El riesgo de estas exposiciones varía según la frecuencia con la que realice este tipo de trabajo. Para reducir su exposición a estos productos químicos: trabaje siempre en un área bien ventilada. Festool recomienda utilizar extractores de polvo con cada herramienta eléctrica. Si la inhalación de polvo, sin embargo, excede el nivel ambiental (fondo), use un respirador aprobado por NIOSH / MSHA para el material en cuestión.

Renuncia

Festool se reserva el derecho de realizar cambios o mejoras en sus productos sin incurrir en una obligación adicional de realizar los cambios o mejoras correspondientes a los productos fabricados o vendidos anteriormente. Festool se reserva el derecho de suspender los productos en cualquier momento sin previo aviso. Todas las ilustraciones y fotografías mostradas en

Este catálogo es propiedad de Festool y

no se duplicará ni reproducirá sin el consentimiento expreso por escrito de Festool. Las especificaciones y fotografías son a partir del 3/01/18 y están sujetas a cambios sin previo aviso. Cualquier uso no autorizado de una marca registrada sin consentimiento expreso por escrito está estrictamente prohibido.

Festool no se hace responsable de los errores tipográficos.

FESTOOL®
Tools for the toughest demands

Festool® is a registered trademark of FestoolUSA, LLC.

Nota: La siguiente es una garantía limitada ejemplar de Festool. La garantía real que viene con su herramienta eléctrica está controlando.
1 Para los fines de esta garantía, las herramientas eléctricas se definen como cualquier producto de marca Festool que tenga un número de serie (S.Nr. o M.Nr.).
2 Para determinar si su aplicación está excluida de la garantía bajo esta condición, comuníquese con el Centro de servicio de Festool al 888.337.8600.

Garantie limitée FESTOOL
SERVICE ALL-INCLUSIVE®

Festool USA garantit que tous les outils électriques Festool neufs¹ achetés chez des détaillants agréés aux États-Unis et au Canada ne comporteront aucun défaut de matériau ou de fabrication pendant une durée de trois ans à compter de la date d'achat original au détail.

Les conditions d'application de la Garantie limitée SERVICE ALL-INCLUSIVE® sont les suivantes :

La présente garantie s'applique pendant trois ans à compter de la date d'achat original au détail. Un justificatif d'achat est requis. Cette garantie est nulle et non avenue si l'outil n'est pas utilisé, employé, réparé et maintenu conformément au mode d'emploi de l'outil.

Exclusions de l'application de la présente Garantie :

- 1. Accessoires et/ou porte-accessoires, y compris, sans toutefois s'y limiter, les lames de scie, les mèches, les fers à toupie, les disques de ponçage et les vêtements.
- 2. Les outils achetés à l'extérieur des É.-U. et du Canada.
- 3. Les réparations ou remplacements n'ayant pas été effectués par un Centre de service après-vente Festool agréé, en dehors de l'entretien de routine conformément à ce qui est indiqué dans le mode d'emploi.
- 4. Les pièces ou composants non fournis par Festool ou qui ont été modifiés.
- 5. Les dommages causés par une utilisation abusive ou inappropriée, un accident, un impact, une usure anormale, une conservation dans des conditions déconseillées et/ou l'exposition aux intempéries ou la négligence.
- 6. Les dommages causés par toute cause autre que des défauts de matériau ou de fabrication.
- 7. Les réglages normaux et l'entretien recommandé, conformément à ce qui est indiqué dans le mode d'emploi de l'outil.
- 8. Les dommages résultant de l'utilisation de l'outil à une fréquence différente de la fréquence nominale de l'outil, y compris l'utilisation de transformateurs.
- 9. Les dommages résultant de l'utilisation d'accessoires ou de porte-accessoires autres que de Festool.
- 10. Les outils utilisés dans des applications industrielles à grand volume?

En cas de survenance d'un problème non couvert par la présente Garantie limitée, l'acheteur doit contacter Festool en se rendant sur son site Web, www.festoolusa.com/SAI, ou en appelant le 800.554.8741 Pour obtenir l'autorisation de renvoyer le produit et toutes informations à ce sujet. Pour les achats effectués au Canada, contactez notre site Web, www.festoolcanada.com/SAI, ou appelez le 613.697.3419 Festool,

à sa discrétion exclusive, pourra décider de réparer ou de remplacer le produit jugé défectueux couvert par la présente Garantie limitée sans aucun frais pour le consommateur, ou d'en rembourser le prix d'achat. Les produits sous garantie retournés seront traités par Festool en tenant compte des volumes de travail normaux et de la disponibilité des pièces et composants de rechange. Festool délivrera une étiquette d'expédition en port payé pour le retour de l'outil au Centre de service après-vente de Festool et renverra ensuite l'outil en port payé également, si la réparation ou le remplacement est couvert par la présente Garantie limitée.

FESTOOL N'ASSUMERA AUCUNE RESPONSABILITÉ POUR DES DOMMAGES INDIRECTS, SECONDAIRES OU ACCESSOIRES, QUEL QUE SOIT LE FONDEMENT JURIDIQUE SUR LEQUEL REPOSE LA RÉCLAMATION. TOUTES LES GARANTIES IMPLICITES PRÉVUES PAR LE DROIT D'ÉTATS OU DE PROVINCES, Y COMPRIS LES GARANTIES IMPLICITES DE QUALITÉ MARCHANDE ET DE CARACTÈRE ADEQUAT À UN BUT PARTICULIER, SONT LIMITÉES PAR LES PRÉSENTES À UNE DURÉE DE TROIS ANS.

ÉTANT DONNÉ QUE CERTAINS ÉTATS DES ÉTATS-UNIS ET CERTAINES PROVINCES DU CANADA NE PERMETTENT PAS LES EXCLUSIONS/LIMITATIONS DE DOMMAGES INDIRECTS OU ACCESSOIRES, ET/OU LA DURÉE DE VALIDITÉ D'UNE GARANTIE IMPLICITE, IL EST POSSIBLE QUE LA LIMITATION CI-DESSUS NE S'APPLIQUE PAS À VOUS. LA PRÉSENTE GARANTIE VOUS CONFÈRE DES DROITS SPÉCIFIQUES, ET VOUS AVEZ PEUT-ÊTRE D'AUTRES DROITS, QUI VARIERAIENT D'UN ÉTAT À L'AUTRE AUX ÉTATS-UNIS ET D'UNE PROVINCE À L'AUTRE AU CANADA.

À l'exception des garanties implicites en vertu du droit des États ou des provinces et en tenant compte de la limitation indiquée ci-dessus, la garantie limitée qui précède est exclusive et se substitue aux autres garanties, engagements, promesses et obligations similaires de Festool. Aucun agent, représentant, distributeur, revendeur ou employé de Festool n'a le droit d'augmenter ou de modifier par ailleurs les obligations ou limitations de la présente garantie.

Société octroyant la garantie :

Festool É.-U. 888.337.8600
Festool Canada 613.697.3419

400 N. Enterprise Dr.
Lebanon, IN 46052 (États-Unis)

festoolusa.com/SAI
festoolcanada.com/SAI

Guide d'utilisation

Mise en garde

Afin de réduire le risque de blessures corporelles et pour obtenir une performance optimale de l'outil, assurez-vous de lire, comprendre et observer toutes les consignes de sécurité et d'utilisation dans le mode d'emploi avant d'utiliser l'outil. Un Guide d'utilisation est fourni avec chaque outil. Si vous avez égaré le vôtre ou si vous avez des questions, veuillez appeler au 1-800-337-8600 pour obtenir un remplacement.

Message relatif à la santé

Les différentes poussières créées en ponçant, sciant, meulant, perçant du bois et au cours d'autres activités de construction à l'aide d'un outil électrique contiennent des produits chimiques connus (dans l'état de la Californie) pour causer le cancer, des anomalies congénitales ou autres dangers pour la reproduction. Parmi des exemples de ces produits chimiques, mentionnons : le plomb des peintures à base de plomb, la silice cristalline des briques et du ciment et autres produits de maçonnerie ; arsenic et chrome provenant du bois chimiquement traité.

Votre risque d'exposition à ces produits varie, selon la fréquence à laquelle vous faites ce genre de travail. Pour réduire votre exposition à ces produits chimiques : travaillez toujours dans un endroit bien aéré. Festool recommande l'utilisation de dépoussiéreurs avec chaque outil électrique. Si, néanmoins, l'inhalation de poussière dépasse le niveau ambiant, portez un respirateur approuvé NIOSH/MSHA pour le matériel concerné.

Avis de non-responsabilité

Festool se réserve le droit d'effectuer des changements ou des améliorations à ses produits sans encourir d'obligation additionnelle d'effectuer des modifications ou des améliorations correspondantes sur les produits fabriqués ou vendus auparavant. Festool se réserve le droit d'abandonner des lignes de produits en tout temps sans préavis. Toutes les illustrations et les photographies contenues dans le présent catalogue sont la propriété de Festool et ne peuvent être dupliqués ou reproduits sans le consentement explicite par écrit de Festool.

Festool n'est pas responsable des erreurs typographiques.

Remarque: La garantie qui suit est un exemple de référence de la garantie restreinte de Festool. La garantie courante qui accompagne votre outil électrique est prépondérante.

1 Aux fins de la présente garantie, les outils électriques sont définis comme tout produit de la marque Festool ayant un numéro de série [S.Nr. ou M.Nr.].

2 Afin de déterminer si votre application est exclue de la garantie à ce titre, veuillez contacter le Centre de service après-vente Festool en appelant le 888.337.8600.



Festool USA, LLC
400 N. Enterprise Blvd.
Lebanon, IN 46052

Customer Service & Product Questions
Tel 888.337.8600

festoolusa.com



Festool USA Master Catalog 2019
Replaces all previous catalogs
5720 0000 EN

Festool is not responsible for typographical errors.
Printed in the USA