



An all-round exterior wood product

MicroPro® preservative technology is the most advanced wood treatment process for wood used in decks, fences, landscaping and general exterior construction uses. MicroPro preservative technology meets Canadian Standards Association (CSA) standards as a wood preservative that has been formulated especially for Canadian species and use conditions. MicroPro Sienna Treated Wood can be used in residential applications above ground, in ground contact and in freshwater contact. Usage is indicated on the end tag attached to the treated lumber.

MicroPro Sienna is no more corrosive to metal products than untreated wood. Fasteners and hardware should be rated to the environment and conform to building codes. Aluminum building products may be placed in direct contact with MicroPro Sienna Treated Wood used indoors or in above ground exterior applications where the wood is not exposed to frequent and prolonged wetting, such as decks and fencing. (For more information, see the Fastener and Hardware Information sheet online.)

MicroPro Sienna Treated Wood products produced and used in Canada are backed by the MicroPro Sienna Residential Limited Warranty for first owners against structural failure caused by fungal decay or termites. (See warranty literature online for details.)

A positive choice for an eco-lifestyle

MicroPro Sienna Treated Wood is processed using patented MicroPro micronized copper preservative. This technology reduces the environmental footprint of Sienna to less than half that of traditional residential treated wood.


- The MicroPro treated wood process was the first, and is the only, wood treatment process to be certified as an Environmentally Preferable Product (EPP) by Scientific Certification Systems (SCS), based on Life-Cycle Assessment.
- UL GREENGUARD GOLD Certification indicates that MicroPro preservative technology has undergone rigorous testing and has met stringent standards for low volatile organic compound (VOC) emissions. Products certified to this criteria are suitable for use in schools, offices, and other sensitive environments.
- Wood products treated with MicroPro technology are eligible for more green building points toward NGBS Green Certification than any other treated wood.



An attractive design alternative

MicroPro Sienna Treated Wood uses innovative micronized pigment technology to give the wood a warm natural brown tone that enhances its grain and natural characteristics. It offers a rich, finished look that complements today's deck furniture and furnishings.

Natural colour variations in the product are to be expected due to varying exposure conditions and the variation between different species of wood. In addition, colour variations may occur between heartwood and sapwood and knot areas from board to board or within the same piece of wood. We recommend that you make your selection of MicroPro Sienna product from actual samples of the wood and that you inspect the product prior to installation for colour and other natural variations in the product.



It is possible that on some MicroPro Sienna Treated Wood a green colour may appear along the grain of the wood and around knots. Over time the green colour will soften and blend into the overall tone of the wood.

A colour-matched sealer for pressure treated wood, Cut-N-Seal® is available to cover cuts and holes above ground and to retouch any blemishes during construction of the project.

In an exterior project, the colour of MicroPro Sienna will turn to warm tan and over time will gradually transition to driftwood grey. The length of time will vary according to the exposure to sunlight, the wood species and the application. Long term, the initial colour will provide a good foundation for staining to renew or change the colour.

To maintain the colour and surface of MicroPro Sienna Treated Wood a high quality water repellent or semi-transparent stain should be applied to the wood as soon as possible after construction of the project.

Unless the coating manufacturer stipulates otherwise, you can apply a stain or water repellent to the wood as soon as it is dry to the touch, which may be as soon as two weeks or as long as eight or more. It will depend on the weather, the exposure to sunlight and how wet the wood was when it was installed (it is saturated with water during pressure treatment). To test that the treated wood is surface dry, sprinkle water droplets on the surface. If the water droplets are absorbed into the wood, it is ready for stain. If not, try sprinkling again in a few days. Always read the finish product label and follow the manufacturer's recommendations on how and when the product should be applied.



Treated
Wood

Finishing Q&A

When It's Dry,
It's Time to Apply!

How to keep your MicroPro Sienna project looking great

Why should you apply a finish to a deck/project?

Pressure treating protects wood against structural failure due to rot, fungal decay or termite attack. However, the surface of the wood needs to be protected from the effects of weathering, such as warping, checking, splitting and colour fading. Apply a high quality water repellent or semi-transparent stain to help reduce these effects.

What product should you apply to protect/maintain the colour and surface of a deck/project?

A wide range of wood finishing products on the market have been formulated for exterior wood care. As a general rule, you need pigments or colour in the product to protect the wood surface against UV damage. Always read the finishing product label and follow the manufacturer's recommendations on how and when the product should be applied. For a list of products recommended by popular finishing manufacturers, visit www.MicroProSienna.com/Finishing.

How long will the colour last?


Left unprotected, the warm brown colour of Sienna will fade to a soft tan or beige and transition to grey over time. The length of time will vary according to the exposure to sunlight, the wood species and the application.

When is the right time to apply a finish?

Unless the coating manufacturer stipulates otherwise, you can apply a stain or water repellent to the wood **as soon as it is dry to the touch**. This will depend on the weather, the exposure to sunlight and how wet the wood was when it was installed (it is saturated with water during pressure treatment). To test that the treated wood is surface dry, sprinkle water droplets on the surface. If the water droplets are absorbed into the wood, it is ready for stain. If not, try sprinkling again in a few days. When you apply a protective finish be sure to follow the manufacturer's recommendations, especially on how and when it should be applied.

How do you restore faded MicroPro Sienna treated wood?

If you want to restore a weathered project to the original Sienna brown colour, we suggest purchasing a semi-transparent stain that closely matches the original Sienna brown colour. Be sure to follow the manufacturer's recommendations for cleaning and preparing the wood surfaces and for application of the product. Before you start, we recommend you apply the finishing product to a small exposed test area before finishing the entire project to ensure it provides the intended result before proceeding.



Fastener and hardware information

MicroPro® technology offers many benefits including significantly improved corrosion performance. MicroPro Sienna® Treated Wood with MicroPro technology exhibits corrosion rates on metal products similar to untreated wood.

For interior or exterior applications, use fasteners and hardware that are in compliance with the manufacturer's recommendations and the building codes for their intended use. As with any good design and construction practices, MicroPro Sienna Treated Wood should not be used in applications where trapped moisture or water can occur. Where design and/or actual conditions allow for constant, repetitive or long periods of wet conditions, only stainless steel fasteners should be used.

For exterior applications: The following minimum galvanization levels may be used for connectors, joist hangers, fasteners and other hardware that are placed in direct contact with exterior applications of treated wood which utilizes MicroPro technology:

- Fasteners - nails, screws, etc. ASTM A153 (1 oz./ft²)
- Hardware - connectors, joist hangers, etc. ASTM A653 G90 (0.90 oz./ft²)
- The effects of other building materials within a given assembly, along with environmental factors, should also be considered when selecting the appropriate hardware and fasteners to use for a given project containing treated wood.
- Stainless steel fasteners and hardware are recommended for use with treated wood in other severe exterior applications such as swimming pools, salt water exposure, etc. Type 304 and 316 are recommended grades to use.

Other fasteners and hardware as recommended by the manufacturer: There may be additional products (other than stainless steel or hot-dip galvanized) which are suitable for use with MicroPro Sienna Treated Wood. Please consult with the individual fastener or hardware manufacturer for recommendations for use of their products with MicroPro Sienna Treated Wood. In addition, carbon steel fasteners may be used for interior, above ground, weather-protected applications such as sill plates, interior framing and interior trusses.

Aluminum building products may be placed in direct contact with MicroPro Sienna Treated Wood used indoors or in above ground exterior applications where the wood is not exposed to frequent and prolonged wetting, such as decks and fencing.

Examples of aluminum products include siding, roofing, gutters, door and window trim, flashing, nails, fasteners and other hardware connectors.

MicroPro Sienna Treated Wood in **direct contact** with aluminum products should only be used in code compliant construction applications that provide proper water drainage and do not allow the wood to be exposed to, or remain in contact with a continual moisture source, standing water or water immersion, such as boat docks, hot tubs and swimming pools.

In addition, MicroPro Sienna Treated Wood should not be encased, sealed, or wrapped with aluminum products where moisture or water can be trapped, so as to avoid pitting or other undesirable results.

When using MicroPro Sienna Treated Wood in **ground contact and/or high moisture applications**, it is recommended that spacer materials or other physical barriers are used to prevent direct contact of the treated wood and the aluminum products. A 1/4" space must be maintained between the treated wood and the aluminum product. Another option is to use a polyethylene barrier with a minimum thickness of 10 mils between the treated wood and the aluminum product to prevent direct contact.

We recommend you contact the aluminum building product manufacturer for their recommendations regarding their aluminum products in contact with MicroPro Sienna Treated Wood used in ground contact applications or when MicroPro Sienna Treated Wood is exposed to:

- salt water
- brackish water
- chlorinated water, such as swimming pools or hot tubs.

Also check with the aluminum product manufacturer regarding compatibility with other chemicals and cleaning agents. Contact info@MicroProSienna.com for further information on aluminum contact use in commercial, industrial, and specialty applications such as boat construction.

For more information, visit www.MicroProSienna.com or email info@MicroProSienna.com.





Important Information

MicroPro Sienna® Treated Wood products are pressure treated with MicroPro® Micronized Copper Azole (MCA) to protect the wood against fungal decay and termite attack. The main ingredient in the preservative system is copper, which has long been known as an effective wood preservative. MicroPro Sienna uses micronized copper coupled with micronized azole for long-term protection of wood exposed in exterior applications.

- Do not burn treated wood.
- Wear a dust mask and goggles when cutting or sanding wood.
- Wear gloves when working with wood.
- Some preservative and/or pigment colour may migrate from the treated wood into soil, water and other surfaces. It may also dislodge from the treated wood surface upon contact with skin. Wash exposed skin areas thoroughly.
- All sawdust and construction debris should be cleaned up and disposed of after construction.
- Wash work clothes separately from other household clothing before reuse.
- Treated wood should not be used where it may come into direct or indirect contact with drinking water, except for uses involving incidental contact such as freshwater docks and bridges.
- Do not use treated wood under circumstances where the preservative may become a component of food, animal feed, or beehives.
- Do not use treated wood as mulch.
- Only treated wood that is visibly clean and free of surface residue should be used.
- If the wood is to be used in an interior application and becomes wet during construction, it should be allowed to dry before being covered or enclosed.
- Projects should be designed and installed in accordance with federal, provincial, and local building codes and ordinances governing construction in your area.
- Users should dispose of treated wood scraps and cut offs in accordance with local, provincial and federal regulations.
- Use wood preservative safely. Always read the label and product information before use.

Important Application Information

Cut ends / Field cuts – When building your outdoor project with pressure treated wood it is important to protect the cut ends, drill holes, and other field cuts.

- For pressure treated wood is used in **ground contact applications**, two applications of a brush-on copper naphthenate based end-cut wood preservative must be applied to all saw cuts, drill holes and other field cuts at the time of construction before the wood is installed. Follow the manufacturer's directions for proper application.
- For pressure treated wood used in **above ground applications**, such as deck boards, railings, post tops or fence boards, a brush-on end-cut wood preservative or Timber Specialties Cut-N-Seal® product should be applied to all saw cuts, drill holes and other field cuts at the time of construction. Follow the manufacturer's directions for proper application.

Fasteners – Wood treated with MicroPro technology exhibits corrosion rates on metal products similar to untreated wood. Use fasteners and hardware designed for exterior construction that are in compliance with the manufacturer's recommendations and the building codes for their intended use. For more information, see the *Fastener and Hardware Information* sheet online.

Contact with aluminum – Aluminum building products may be placed in direct contact with MicroPro Sienna Treated Wood products used for interior uses and above ground exterior applications where the wood is not exposed to frequent and prolonged wetting, such as decks and fencing. MicroPro Sienna Treated Wood in direct contact with aluminum products should only be used in code compliant construction applications that provide proper water drainage and do not allow the wood to be exposed to, or remain in contact with a continual moisture source, standing water or water immersion, such as boat docks, hot tubs and swimming pools. In addition, MicroPro Sienna Treated Wood should not be encased, sealed, or wrapped with aluminum products where moisture or water can be trapped, so as to avoid pitting or other undesirable results. For more information, see the *Fastener and Hardware Information* sheet online.

Appropriate usage – Above Ground treated wood should not be used in ground contact applications, as this can adversely affect the performance of the entire project. The appropriate usage is noted on the end tag attached to each piece of MicroPro Sienna Treated Wood.

Pilot holes – Drill pilot holes to minimize splitting especially when nailing or screwing near the edge or end of a board.

Mold growth – Mold growth can and does occur on the surface of many products, including untreated and treated wood, during prolonged surface exposure to excessive moisture conditions. To remove mold from the treated wood surface, wood should be allowed to dry. Typically, mild soap and water can be used to remove remaining surface mold.

For more information, visit www.MicroProSienna.com.

© 2018

Actual product colour may vary from colour shown in photos.

MicroPro Sienna Treated Wood products are produced by independently owned and operated wood preserving facilities.

MicroPro, MicroPro Sienna and Cut-N-Seal are registered trademarks of Koppers Performance Chemicals Inc.



Treated Wood

An eco-lifestyle choice
for the modern family



A product with great value

MicroPro® preservative technology is the most advanced wood treatment process for wood used in decks, fences, landscaping and general exterior construction. MicroPro preservative technology meets Canadian Standards Association (CSA) standards as a wood preservative that has been formulated especially for Canadian species and use conditions.

MicroPro Sienna Treated Wood products used in Canada are backed by the MicroPro Sienna Lifetime Residential Limited Warranty for first owners against structural failure caused by fungal decay or termites. (See MicroPro Sienna limited warranty for details.)

VISIT microprosienna.com/resources/warranty/



A positive choice for an eco-lifestyle



MicroPro Sienna Treated Wood is processed using patented MicroPro micronized copper preservative. This technology reduces the environmental footprint of Sienna to less than half that of traditional residential treated wood.

- The MicroPro treated wood process was the first, and is the only, wood treatment process to be certified as an Environmentally Preferable Product (EPP), by Scientific Certification Systems (SCS), based on Life-Cycle Assessment.
- UL GREENGUARD GOLD Certification indicates that MicroPro preservative technology has undergone rigorous testing and has met stringent standards for low volatile organic compound (VOC) emissions. Products certified to this criteria are suitable for use in schools, offices, and other sensitive environments.
- Wood products treated with MicroPro technology are eligible for more green building points toward NGBS Green Certification than any other treated wood products.

VISIT microprosienna.com/essentials/environmental-certifications/



An attractive design alternative

MicroPro Sienna Treated Wood uses innovative micronized pigment technology to give the wood a warm natural brown tone that enhances its grain and natural characteristics. Designed to meet the style demands of indoor/outdoor living, it offers a rich, finished look that complements today's deck furniture and furnishings.

Natural colour variations in the product are to be expected due to varying exposure conditions and the variation between different species of wood. In addition, colour variations may occur between heartwood and sapwood and knot areas from board to board or within the same piece of wood. We recommend that you make your selection of MicroPro Sienna product from actual samples of the wood and that you inspect the product prior to installation for colour and other natural variations in the product.

It is possible that on some MicroPro Sienna Treated Wood a green colour may appear along the grain of the wood and around knots. Over time the green colour will soften and blend into the overall tone of the wood.

In an exterior project, the colour of MicroPro Sienna will fade to a soft tan or beige and over time will gradually transition to driftwood grey. The length of time will vary according to the exposure to sunlight, the wood species and the application. Long term, the initial colour will provide a good foundation for staining to renew or change the colour.

To maintain the colour and surface of MicroPro Sienna Treated Wood, a high quality water repellent or semi-transparent stain should be applied to the wood after construction of the project as soon as the wood is dry to the touch.

VISIT microprosienna.com/resources/finishing/



An all-round exterior wood product

MicroPro Sienna Treated Wood can be used in residential applications (decks, fences, freshwater docks and landscaping) above ground, in ground contact and in freshwater contact. Usage is indicated on the end tag attached to the treated lumber.

MicroPro Sienna is no more corrosive to metal products than untreated wood. Fasteners and hardware should be rated to the environment and conform to building codes.

Aluminum building products may be placed in direct contact with MicroPro Sienna Treated Wood used indoors or in above ground exterior applications where the wood is not exposed to frequent and prolonged wetting, such as decks and fencing.

VISIT microprosienna.com/resources/fastener-information/



Treated Wood Use and Handling Information

IMPORTANT INFORMATION

MicroPro Sienna® Treated Wood products are pressure treated with MicroPro® Micronized Copper Azole (MCA) to protect the wood against fungal decay and termite attack. The main ingredient in the preservative system is copper, which has long been known as an effective wood preservative. MicroPro Sienna uses micronized copper coupled with micronized azole for long-term protection of wood exposed in exterior applications.

Follow the safe practices listed below when working with MicroPro Sienna or any other treated wood product:

- Do not burn treated wood.
- Wear a dust mask and goggles when cutting or sanding wood.
- Wear gloves when working with wood.
- Some preservative and/or pigment colour may migrate from the treated wood into soil, water or other surfaces. It may also dislodge from the treated wood surface upon contact with skin. Wash exposed skin areas thoroughly.
- All sawdust and construction debris should be cleaned up and disposed of after construction.
- Wash work clothes separately from other household clothing before reuse.
- Treated wood should not be used where it may come into direct or indirect contact with drinking water, except for uses involving incidental contact such as freshwater docks and bridges.
- Do not use treated wood under circumstances where the preservative may become a component of food, animal feed, or beehives.
- Do not use treated wood as mulch.
- Only treated wood that is visibly clean and free of surface residue should be used.
- If the wood is to be used in an interior application and becomes wet during construction, it should be allowed to dry before being covered or enclosed.
- Projects should be designed and installed in accordance with federal, provincial, and local building codes and ordinances governing construction in your area.
- Users of treated wood should dispose of treated wood scraps and cut offs in accordance with local, provincial and federal regulations.
- Use wood preservatives safely. Always read the label and product information before use.

IMPORTANT APPLICATION INFORMATION



Cut ends / Field cuts – When building your outdoor project with pressure treated wood it is important to protect the cut ends, drill holes, and other field cuts. Failure to apply an end-cut wood preservative or Cut-N-Seal® at the time of construction will void the MicroPro Sienna Lifetime Residential Limited Warranty. See the limited warranty for details.

- For pressure treated wood used in **Ground Contact applications**, two applications of a brush-on copper naphthenate based end-cut preservative must be applied to all saw cuts, drill holes and other field cuts at the time of construction before the wood is installed. Follow the manufacturer’s directions for proper application.
- For pressure treated wood used in **Above Ground applications**, such as deck boards, railings, post tops or fencing boards, a brush on end-cut wood preservative or Timber Specialties Cut-N-Seal should be applied to all saw cuts, drill holes and other field cuts at the time of construction. Follow the manufacturer’s directions for proper application.

Fasteners – MicroPro Sienna treated with MicroPro technology exhibits corrosion rates on metal products similar to untreated wood. Use fasteners and hardware designed for exterior construction that are in compliance with the manufacturer’s recommendations and the building codes for their intended use. For more information, see the *Fastener and Hardware Information sheet*.

Aluminum Contact

Aluminum building products may be placed in direct contact with MicroPro Sienna Treated Wood used for interior uses and Above Ground exterior applications where the wood is not exposed to frequent and prolonged wetting, such as decks and fencing.

MicroPro Sienna Treated Wood in direct contact with aluminum products should only be used in code compliant construction applications that provide proper water drainage and do not allow the wood to be exposed to, or remain in contact with a continual moisture source, standing water or water immersion, such as freshwater boat docks, hot tubs and swimming pools.

In addition, MicroPro Sienna Treated Wood should not be encased, sealed, or wrapped with aluminum products where moisture or water can be trapped, so as to avoid pitting or other undesirable results.

For more information, see the *Fastener and Hardware Information sheet*.

Appropriate usage – Above Ground treated wood should not be used in Ground Contact applications, as this can adversely affect the performance of the entire project. The appropriate usage is noted on the end tag attached to each piece of the MicroPro Sienna Treated Wood.


Pilot holes – Drill pilot holes to minimize splitting especially when nailing or screwing near the edge or end of a board.

Mold growth – Mold growth can and does occur on the surface of many products, including untreated and treated wood, during prolonged surface exposure to excessive moisture conditions. To remove mold from the treated wood surface, wood should be allowed to dry. Typically, mild soap and water can be used to remove remaining surface mold.



FINISHING

Left unprotected, the warm brown colour of Sienna will fade to a soft tan or beige and transition to grey over time. The length of time will vary according to the exposure to sunlight, the wood species and the application. The photos below are examples of new and weathered MicroPro Sienna Treated Wood.



This transition can be slowed by application of a semi-transparent stain or a water repellent with added toner after installation to provide resistance to weathering and UV exposure.

Any exposed wood, pressure treated or not, should be protected with a high quality water repellent or semi-transparent stain to help reduce warping, checking, and splitting. The addition of pigments or colour in a stain/finishing product help to protect the wood surface from UV damage and colour fading. We recommend following the manufacturer’s instructions and label of the finishing product.

Unless the manufacturer stipulates otherwise, you can apply a stain or water repellent to the wood **as soon as it is dry to the touch**, which may be as soon as two weeks or as long as eight. It will depend on weather, the exposure to sunlight and how wet the wood was when it was installed (it is saturated with water during pressure treatment). To test that the treated wood is surface dry, sprinkle water droplets on the surface. If the water droplets are absorbed into the wood, it is ready for stain. If not, try sprinkling again in a few days.

If you want to restore the weathered product to the original Sienna brown colour, we suggest purchasing a semi-transparent stain that closely matches the original Sienna brown colour. Before you start, we recommend you apply the finishing product to a small exposed test area before finishing the entire project to ensure it provides the intended result before proceeding.

For a list of products recommended by popular finishing manufacturers, visit www.MicroProSienna.com/Finishing.